

appendices



Elected Members Briefing Session
2 September 2014
And

Ordinary Meeting of Council
9 September 2014

TABLE OF CONTENTS

ITEM	TITLE	PAGE NO
14.2	Schedule of Accounts for 31 July 2014.....	3
14.3	Financial Statements for the Month ending 31 July 2014	15
14.4	Parking Management Committee Minutes.....	54

14.2 Schedule of Accounts for 31 July 2014

All Payments Made From 1-Jul-14 To 31-Jul-14

<u>Payment</u>	<u>Date</u>	<u>Payee</u>	<u>Description</u>	<u>Amount</u>
----------------	-------------	--------------	--------------------	---------------

Municipal Fund Bank Account

Payments

Creditors Cheques

00605889	3-Jul-14	Construction Training Fund	Levy Payments	2,079.04
00605890	3-Jul-14	Sensis Pty Ltd	Advertising Services	306.36
00605891	3-Jul-14	Water Corporation	Water Usage Charges	3,249.12
00605892	3-Jul-14	Synergy	Electricity Usage Charges	745.90
00605893	3-Jul-14	Telstra Corporation Ltd	Telephone Usage Charges	6,205.04
00605894	3-Jul-14	Gaming and Wagering Commission	Bingo Costs	216.53
00605905	15-Jul-14	Alinta	Gas Usage Charges	736.10
00605906	15-Jul-14	Synergy	Electricity Usage Charges	143,498.32
00605907	15-Jul-14	Telstra Corporation Ltd	Telephone Usage Charges	7,189.58
00605909	15-Jul-14	Water Corporation	Water Usage Charges	5,395.02
00605910	15-Jul-14	Western Power	Electricity Usage Charges	1,500.00
00605921	16-Jul-14	Department of Transport	Licencing and Subscriptions	19,816.85
00605922	16-Jul-14	Zurich Insurance	Insurance	500.00
00605931	23-Jul-14	Electrodry Zone Eight	Contract Cleaning	249.00
00605932	23-Jul-14	Sensis Pty Ltd	Advertising Services	161.26
00605933	23-Jul-14	Synergy	Electricity Usage Charges	26,641.88
00605934	23-Jul-14	Telstra Corporation Ltd	Telephone Usage Charges	126.86
00605935	29-Jul-14	Gaming and Wagering Commission	Bingo Costs	236.34
00605936	29-Jul-14	IINet Limited	Software and IT Solutions	179.85
00605937	29-Jul-14	Westnet Pty Ltd	Internet Hosting Services	4.99
00605938	29-Jul-14	Alinta	Gas Usage Charges	621.25
00605939	29-Jul-14	Telstra Corporation Ltd	Telephone Usage Charges	5,847.87
00605946	31-Jul-14	Australian Institute Of Building	Conference and Workshop Enrolment	440.00
00605947	31-Jul-14	Aesa (Asgard)	Superannuation	615.20
00605948	31-Jul-14	AMG Universal Super	Superannuation	646.54
00605949	31-Jul-14	Australian Super	Superannuation	3,394.22
00605950	31-Jul-14	AXA Australia	Superannuation	81.03
00605951	31-Jul-14	Bankers Trust Business Super	Superannuation	342.24
00605952	31-Jul-14	Bankers Trust Super Wrap	Superannuation	613.04
00605953	31-Jul-14	Bankers Trust Super For Life	Superannuation	676.89
00605954	31-Jul-14	CBUS Super	Superannuation	102.96
00605955	31-Jul-14	Colonial First State First Choice	Superannuation	97.26
00605956	31-Jul-14	CSA Employer Services	Superannuation	2,081.67
00605957	31-Jul-14	Hesta Super Fund	Superannuation	1,511.54
00605958	31-Jul-14	Ing Life Limited - Integra Super	Superannuation	130.47
00605959	31-Jul-14	Kinetic Super	Superannuation	622.03
00605960	31-Jul-14	Local Government Racing and Cemetri	Superannuation	174.60
00605961	31-Jul-14	National Australia Bank Group	Superannuation	592.78
00605962	31-Jul-14	Rest Superannuation	Superannuation	2,562.70
00605963	31-Jul-14	Town of Victoria Park	Superannuation	6,218.26
00605964	31-Jul-14	Unisuper	Superannuation	887.90
00605965	31-Jul-14	Westscheme Superannuation	Superannuation	896.22
00605966	31-Jul-14	Water Corporation	Water Usage Charges	641.96
Total Creditors Cheques				248,836.67

Creditors EFT Payments

510.104	2-Jul-14	Youngs Holden	Plant Supply and Servicing	71,709.47
510.1071	2-Jul-14	Veraison Enterprises Pty Ltd	Organisational Development Services	8,184.00
510.11	2-Jul-14	Active Transport & Tilt Tray Servic	Towing Services	418.00
510.110	2-Jul-14	Hydroquip Pumps	Irrigation Supply and Repair	28,006.00
510.1100	2-Jul-14	Anstat Pty Ltd	Membership and Subscription	277.29
510.1138	2-Jul-14	Achievability Pty Ltd	Training Service	275.00
510.1150	2-Jul-14	Donald Veal Consultants Pty Ltd	Consultancy Services	20,988.00
510.1199	2-Jul-14	Colleagues Print Solutions	Printing Services	1,745.82
510.1211	2-Jul-14	Brownes Foods Operations	Amenities	141.12
510.1217	2-Jul-14	UHY Haines Norton	Organisational Development Services	770.00
510.123	2-Jul-14	Simmons Electrical	Electrical Services and Maintenance	17,515.78
510.1280	2-Jul-14	Forestvale Trees Pty Ltd	Landscaping Materials and Services	770.00
510.1293	2-Jul-14	Alanco Australia Pty Ltd	Plant Supply and Servicing	361.83
510.137	2-Jul-14	State Library of WA	Library Equipment and Stock	5.50
510.1372	2-Jul-14	Direct Coffee Supplies	Resale Inventory	440.00
510.138	2-Jul-14	St John Ambulance Australia (WA) In	Training Services	199.00

All Payments Made From 1-Jul-14 To 31-Jul-14

<u>Payment</u>	<u>Date</u>	<u>Payee</u>	<u>Description</u>	<u>Amount</u>
510.1387	2-Jul-14	Ms R A Lavery	Minor Expenditure Reimbursement	679.94
510.1445	2-Jul-14	DenMac Industries	Equipment Supply and Repair	3,025.00
510.145	2-Jul-14	Taborda Contracting Pty Ltd	Traffic Control Services	2,883.65
510.1509	2-Jul-14	Asphalt in a Bag	Road Construction Materials and Services	1,718.75
510.1512	2-Jul-14	Ms M S Zanello	Minor Expenditure Reimbursement	41.00
510.156	2-Jul-14	The Pressure King	Cleaning Services and Equipment	511.50
510.1579	2-Jul-14	Sebel Furniture Limited	Furniture Supply and Repair	8,219.20
510.1596	2-Jul-14	Mr W D Bow	Minor Expenditure Reimbursement	1,727.80
510.1624	2-Jul-14	Dowsing Concrete	Construction Equipment	17,305.20
510.164	2-Jul-14	Totally Workwear Victoria Park	Uniforms and Protective Equipment	339.15
510.1656	2-Jul-14	CallTech	Equipment Supply and Repair	1,345.00
510.171	2-Jul-14	Trisley Hydraulics Services	Plant Supply and Servicing	701.81
510.18	2-Jul-14	All Signs	Sign Installation and Supply	44.00
510.1809	2-Jul-14	Secure Pay	Financial Services	2,970.00
510.1842	2-Jul-14	Traffic Logistics Australia	Engineering and Surveying Services	1,138.50
510.1884	2-Jul-14	Ms J Blanchard	Event Performance and Activity	275.00
510.189	2-Jul-14	Mindarie Regional Council	Waste Management Services	69,196.30
510.1908	2-Jul-14	Squashworld Mirrabooka	Equipment Supply and Repair	550.00
510.1939	2-Jul-14	TenderLink.com	Advertising Services	660.00
510.1976	2-Jul-14	Quayclean Australia Pty Ltd	Cleaning Services and Equipment	2,700.72
510.20	2-Jul-14	Allmark & Associates Pty Ltd	Uniforms and Protective Equipment	104.50
510.2047	2-Jul-14	MCG IT Services	Software and IT Solutions	12,071.74
510.2109	2-Jul-14	Swan Towing	Towing Services	188.65
510.212	2-Jul-14	Innovation Engineering Pty Ltd	Furniture Supply and Repair	2,882.00
510.2127	2-Jul-14	Asset Infrastructure Management	Consultancy Services	759.00
510.217	2-Jul-14	Interconnect It Solutions	Equipment Supply and Repair	10,950.00
510.2231	2-Jul-14	Bridgestone Tyres	Tyres	2,008.83
510.2236	2-Jul-14	Mrs H Ryder	Event Performance and Activity	217.61
510.229	2-Jul-14	John Hughes Service	Plant Supply and Servicing	1,017.00
510.2299	2-Jul-14	Curnow Group Pty Ltd	Road Construction Materials and Services	88,756.48
510.230	2-Jul-14	Johns Building Supplies Pty Ltd	Equipment Supply and Repair	532.79
510.2332	2-Jul-14	Charles Service Company	Facility Maintenance Services	1,319.56
510.2367	2-Jul-14	SEM Distribution	Advertising Services	130.38
510.2374	2-Jul-14	Preston's Exclusive Butchery	Catering and Refreshments	48.00
510.2383	2-Jul-14	Wright Express Australia Pty Ld	Resale Inventory	412.09
510.2388	2-Jul-14	Flight Centre	Travelling Expenses	1,202.88
510.239	2-Jul-14	Kerb-Fix	Road Construction Materials and Services	448.80
510.2420	2-Jul-14	Mr A McGregor	Event Performance and Activity	500.00
510.2428	2-Jul-14	OfficeMax Australia Limited	Office Supplies	48.92
510.2430	2-Jul-14	Swan Smash Repairs	Plant Supply and Servicing	1,000.00
510.244	2-Jul-14	Label Express	Printing Services	462.00
510.2492	2-Jul-14	JL Mattinson Pty Ltd	Facility Maintenance Services	12,400.00
510.2517	2-Jul-14	DMC Cleaning Corporation Pty Ltd	Cleaning Services and Equipment	13,435.27
510.2546	2-Jul-14	Norman Disney & Young	Consultancy Services	2,750.00
510.2591	2-Jul-14	Indian Pacific Limited trading was	Consultancy Services	16,500.00
510.2611	2-Jul-14	Ms C L Parsons	Consultancy Services	9,000.00
510.2628	2-Jul-14	Geoff Ninnes Fong and Partners Pty	Equipment Supply and Repair	7,700.00
510.2631	2-Jul-14	Recycle WA Pty Ltd	Waste Management Services	35,392.50
510.2633	2-Jul-14	Procumart International	Consultancy Services	192.50
510.2635	2-Jul-14	Mainwest Pty Ltd	Electrical Services and Maintenance	1,133.00
510.2667	2-Jul-14	Philip Swan Consulting	Consultancy Services	3,003.00
510.2682	2-Jul-14	Cross Check Consultancy	Building Security	4,840.00
510.289	2-Jul-14	Broken Hill Hotel	Catering and Refreshments	181.50
510.29	2-Jul-14	WA Local Government Association (WA	Local Government Services	2,462.36
510.290	2-Jul-14	Bunnings Building Supplies Pty Ltd	Equipment Supply and Repair	270.67
510.292	2-Jul-14	Burke Air	Facility Maintenance Services	1,263.16
510.327	2-Jul-14	Community Newspapers Group Ltd	Advertising Services	513.32
510.333	2-Jul-14	Boral Construction Materials Group	Equipment Supply and Repair	116.04
510.346	2-Jul-14	Della's Group Pty Ltd	Printing Services	1,647.80
510.350	2-Jul-14	Recall Information Management Pty L	Record Management	1,178.59
510.354	2-Jul-14	Sigma Chemicals	Equipment Supply and Repair	1,376.40
510.364	2-Jul-14	Holcim (Australia) Pty Ltd	Road Construction Materials and Services	370.70
510.369	2-Jul-14	City of Perth	Record Management	31,832.70
510.373	2-Jul-14	Placer Management Group	Agency and Contract Staff	1,228.19
510.376	2-Jul-14	Staples Australia Pty Limited	Office Supplies	1,106.92
510.384	2-Jul-14	Bonissimo	Resale Inventory	780.00

All Payments Made From 1-Jul-14 To 31-Jul-14

<u>Payment</u>	<u>Date</u>	<u>Payee</u>	<u>Description</u>	<u>Amount</u>
510.402	2-Jul-14	Food For Me	Catering and Refreshments	310.70
510.409	2-Jul-14	Bidvest (WA) Pty Ltd	Resale Inventory	1,463.63
510.42	2-Jul-14	West Coast Lunches	Catering and Refreshments	6.00
510.429	2-Jul-14	Bin Bath Australia Pty Ltd	Cleaning Services and Equipment	187.00
510.434	2-Jul-14	Allied Recruitment	Agency and Contract Staff	1,739.89
510.442	2-Jul-14	MacDonald Johnston	Plant Supply and Servicing	5,179.94
510.453	2-Jul-14	Gronbek Security	Fire Alarm and Security Services	402.33
510.484	2-Jul-14	Ergolink	Equipment Supply and Repair	312.90
510.491	2-Jul-14	Hays Personal Services	Agency and Contract Staff	2,637.94
510.497	2-Jul-14	Discus Digital Print	Photography and Imaging Services	502.15
510.501	2-Jul-14	Landgate	Local Government Services	561.03
510.527	2-Jul-14	Cabcharge Australia Ltd	Transport Services	378.55
510.528	2-Jul-14	Value Tissue	Cleaning Services and Equipment	154.00
510.601	2-Jul-14	Ms T E Ackerman	Minor Expenditure Reimbursement	805.08
510.613	2-Jul-14	Austral Mercantile Collections Pty	Financial Services	1,364.00
510.614	2-Jul-14	Domus Nursery	Landscaping Materials and Services	1,338.42
510.618	2-Jul-14	WA Rangers Association	Uniforms and Protective Equipment	1,620.00
510.628	2-Jul-14	Uniqco (WA) Pty Ltd	Membership and Subscription	1,160.01
510.646	2-Jul-14	MMM (WA) Pty Ltd	Road Construction Materials and Services	4,086.19
510.647	2-Jul-14	Perth Football Club Inc	Contributions	6,600.00
510.682	2-Jul-14	Green Skills	Environmental Services	9,912.38
510.731	2-Jul-14	Western Power	Electrical Services and Maintenance	3,000.00
510.746	2-Jul-14	Quick Corporate Australia	Office Supplies	3,957.21
510.752	2-Jul-14	Fruit Express Direct Pty Ltd	Catering and Refreshments	302.40
510.773	2-Jul-14	Psyco Sand	Landscaping Materials and Services	7,480.00
510.820	2-Jul-14	Perth Novelty Company	Event Performance and Activity	96.80
510.859	2-Jul-14	Dulux Australia	Equipment Supply and Repair	148.16
510.910	2-Jul-14	Flowers in the Park	Equipment Supply and Repair	80.00
510.913	2-Jul-14	For The Coffee Table	Catering and Refreshments	49.70
510.929	2-Jul-14	Marketintel	Employment and Legal Services	13,860.00
510.958	2-Jul-14	McLernons Supply & Demand	Equipment Supply and Repair	339.00
510.970	2-Jul-14	Integral Development	Training Services	495.00
510.99	2-Jul-14	Work Clobber	Uniforms and Protective Equipment	287.55
511.1793	2-Jul-14	Perth Energy Pty Ltd	Electricity Usage Charges	39,539.28
512.1053	10-Jul-14	Opus International Consultants (PCA	Engineering and Surveying Services	16,500.00
512.109	10-Jul-14	Huntingdale Cabinets	Furniture Supply and Repair	5,225.00
512.1128	10-Jul-14	WA Limestone Co	Landscaping Materials and Services	500.07
512.114	10-Jul-14	SAI Global Limited	Membership and Subscription	2,595.00
512.1200	10-Jul-14	Brenton Michael Pember	Business Systems Development	5,238.75
512.1211	10-Jul-14	Brownes Foods Operations	Amenities	325.00
512.123	10-Jul-14	Simmons Electrical	Electrical Services and Maintenance	13,045.71
512.1253	10-Jul-14	CPD Group Pty Ltd	Facility Maintenance Services	3,634.47
512.1282	10-Jul-14	Allpoints Bathroom Services	Facility Maintenance Services	4,000.37
512.1287	10-Jul-14	Outsource Business Support Solution	Business Systems Development	4,991.25
512.1328	10-Jul-14	Abco Products Pty Ltd	Cleaning Services and Equipment	1,029.64
512.1332	10-Jul-14	Electroboard Solutions Pty Ltd	Software and IT Solutions	242.00
512.138	10-Jul-14	St John Ambulance Australia (WA) In	Training Services	104.65
512.1420	10-Jul-14	GBC Australia	Office Supplies	1,674.20
512.145	10-Jul-14	Taborda Contracting Pty Ltd	Traffic Control Services	720.02
512.1494	10-Jul-14	The Poster Girls	Postage Services	109.00
512.1578	10-Jul-14	Bingo Australia	Bingo Costs	876.04
512.161	10-Jul-14	TMS Services	Fire Alarm and Security Services	91.30
512.171	10-Jul-14	Trisley Hydraulics Services	Plant Supply and Servicing	581.90
512.1744	10-Jul-14	Swan Valley Cuddly Animal Farm	School Holiday Program Activities	350.00
512.1751	10-Jul-14	Urbis Pty Ltd	Consultancy Service	16,765.50
512.1816	10-Jul-14	Secure Cash	Financial Services	616.00
512.1820	10-Jul-14	Secure Cash	Financial Services	718.40
512.189	10-Jul-14	Mindarie Regional Council	Waste Management Services	11,102.53
512.1963	10-Jul-14	Snapper Display Systems	Printing Services	1,297.43
512.1995	10-Jul-14	Australian Office Leadingbrands.com	Office Supplies	1,171.17
512.202	10-Jul-14	Officeworks Superstores Pty Ltd	Office Supplies	524.29
512.2166	10-Jul-14	The Little Print Shop	Printing Services	20.00
512.2198	10-Jul-14	Garage Sale Trail Foundation	Waste Management Services	5,500.00
512.222	10-Jul-14	Jackson McDonald Lawyers	Legal Services	14,577.07
512.2234	10-Jul-14	Maverick Maintenance Makeovers	Facility Maintenance Services	4,119.50
512.2236	10-Jul-14	Mrs H Ryder	Event Performance and Activity	79.93

All Payments Made From 1-Jul-14 To 31-Jul-14

<u>Payment</u>	<u>Date</u>	<u>Payee</u>	<u>Description</u>	<u>Amount</u>
512.2286	10-Jul-14	Octocom	Vehicle Operating Expenses	401.23
512.230	10-Jul-14	Johns Building Supplies Pty Ltd	Equipment Supply and Repair	278.03
512.2338	10-Jul-14	Supremacy Services Pty Ltd	Facility Maintenance Services	23,094.50
512.2363	10-Jul-14	CTI Security Services Pty Ltd	Facility Maintenance Services	280.28
512.2383	10-Jul-14	Wright Express Australia Pty Ld	Resale Inventory	10.48
512.2430	10-Jul-14	Swan Smash Repairs	Plant Supply and Servicing	1,000.00
512.2438	10-Jul-14	Netplus Micro Computers Pty Ltd	Equipment Supply and Repair	1,008.00
512.248	10-Jul-14	Lasertronics	Equipment Supply and Repair	198.00
512.2500	10-Jul-14	Protek Total Facility Management	Facility Maintenance Services	30,712.00
512.2505	10-Jul-14	Code Drop Pty Ltd	Communication Services	3,564.00
512.2515	10-Jul-14	Alleasing	Printing Services	1,642.10
512.2517	10-Jul-14	DMC Cleaning Corporation Pty Ltd	Cleaning Services and Equipment	348.40
512.2532	10-Jul-14	Datacom Systems (WA) Pty Ltd	Software and IT Solutions	5,384.73
512.2538	10-Jul-14	Marshall Beattie Pty Ltd	Equipment Supply and Repair	4,565.00
512.2554	10-Jul-14	Paperback Technologies Pty Ltd	Engineering and Surveying Services	4,550.00
512.2569	10-Jul-14	Alchemy Corporate Consulting Serv	Organisational Development Services	6,649.50
512.2613	10-Jul-14	FUTURE POWER WA PTY LTD	Electrical Services and Maintenance	260,945.74
512.2617	10-Jul-14	NS Projects Pty Ltd	Consultancy Services	12,127.50
512.2619	10-Jul-14	The Conflict Company	Medical Equipment and Services	220.00
512.2654	10-Jul-14	Mr B Djordjevic	Carpentry Services	3,700.00
512.2671	10-Jul-14	Carbon Cactus	Consultancy Services	3,146.00
512.2688	10-Jul-14	Ms S Woods	Refund - Security Incentive Scheme	35.00
512.277	10-Jul-14	Bannister Downs Dairy Company	Amenities	288.00
512.281	10-Jul-14	Benara Nurseries	Landscaping Materials and Services	1,238.69
512.283	10-Jul-14	Blackwell & Associates Pty Ltd	Planning and Building Services	968.00
512.287	10-Jul-14	BOC Limited	Equipment Supply and Repair	806.28
512.290	10-Jul-14	Bunnings Building Supplies Pty Ltd	Equipment Supply and Repair	724.00
512.292	10-Jul-14	Burke Air	Facility Maintenance Services	4,540.80
512.300	10-Jul-14	Carlisle Events Hire Pty Ltd	Equipment Hire	179.30
512.304	10-Jul-14	Chadson Engineering Pty Ltd	Machinery Servicing and Parts	1,153.90
512.305	10-Jul-14	Charter Plumbing & Gas	Facility Maintenance Services	207.90
512.309	10-Jul-14	Chubb Fire & Security Pty Ltd	Fire Alarm and Security Services	853.97
512.31	10-Jul-14	Warnes Assemblies	Equipment Supply and Repair	6,842.00
512.317	10-Jul-14	Marlbroh Bingo Enterprises	Bingo Costs	917.95
512.319	10-Jul-14	McLeods & Co	Legal Services	8,838.97
512.333	10-Jul-14	Boral Construction Materials Group	Equipment Supply and Repair	165.78
512.346	10-Jul-14	Della's Group Pty Ltd	Printing Services	555.50
512.354	10-Jul-14	Sigma Chemicals	Equipment Supply and Repair	3.36
512.37	10-Jul-14	Water 2 Water Pty Ltd	Amenities	1,082.00
512.376	10-Jul-14	Staples Australia Pty Limited	Office Supplies	796.88
512.378	10-Jul-14	East Victoria Park Delivery Round	Communication Services	413.61
512.379	10-Jul-14	Carlisle IGA	Resale Inventory	28.72
512.383	10-Jul-14	Schweppes Australia Pty Ltd	Resale Inventory	1,124.13
512.384	10-Jul-14	Bonissimo	Resale Inventory	327.00
512.401	10-Jul-14	Perth Cricket Club Inc	Contributions	11,448.92
512.402	10-Jul-14	Food For Me	Catering and Refreshments	552.50
512.405	10-Jul-14	Centropak Australia	Equipment Supply and Repair	179.01
512.408	10-Jul-14	The Distributors Perth	Resale Inventory	208.15
512.409	10-Jul-14	Bidvest (WA) Pty Ltd	Resale Inventory	1,214.56
512.410	10-Jul-14	Perth Frozen Foods Pty Ltd	Resale Inventory	443.25
512.426	10-Jul-14	Daytone Printing Pty Ltd	Printing Services	170.04
512.434	10-Jul-14	Allied Recruitment	Agency and Contract Staff	3,500.50
512.442	10-Jul-14	MacDonald Johnston	Plant Supply and Servicing	3,039.28
512.451	10-Jul-14	Embroidery WA	Uniforms and Protective Equipment	659.67
512.453	10-Jul-14	Gronbek Security	Fire Alarm and Security Services	324.03
512.456	10-Jul-14	GLG GreenLife Group Pty Ltd	Landscaping Materials and Services	82.50
512.457	10-Jul-14	Lochness Pty Ltd	Landscaping Materials and Services	2,713.96
512.46	10-Jul-14	Westbooks	Library Equipment and Stock	201.56
512.483	10-Jul-14	Cleanaway	Waste Management Services	152,415.94
512.491	10-Jul-14	Hays Personal Services	Agency and Contract Staff	2,649.35
512.501	10-Jul-14	Landgate	Local Government Services	96.00
512.512	10-Jul-14	Callaghan Security Services	Fire Alarm and Security Services	240.06
512.533	10-Jul-14	Total Digital Solutions	Photography and Imaging Services	797.43
512.570	10-Jul-14	Allflow Industrial	Machinery Servicing and Parts	412.45
512.619	10-Jul-14	Virtunet Pty Ltd	Software and IT Solutions	895.40
512.621	10-Jul-14	Fleet Fitness	Equipment Supply and Repair	74.25

All Payments Made From 1-Jul-14 To 31-Jul-14

<u>Payment</u>	<u>Date</u>	<u>Payee</u>	<u>Description</u>	<u>Amount</u>
512.629	10-Jul-14	Clever Patch Pty Ltd	Library Equipment and Stock	83.16
512.646	10-Jul-14	MMM (WA) Pty Ltd	Road Construction Materials and Services	17,428.40
512.677	10-Jul-14	Premier Glass & Mirrors	Facility Maintenance Services	3,332.77
512.686	10-Jul-14	Daniels Sharpsmart Australia Pty Lt	Medical Equipment and Services	261.29
512.706	10-Jul-14	Forestgate Designs Pty Ltd	Photography and Imaging Services	1,450.00
512.714	10-Jul-14	T & C Transport Service	Postage Services	93.89
512.720	10-Jul-14	Perth Audiovisual	Equipment Supply and Repair	874.50
512.723	10-Jul-14	Data # 3 Limited	Software and IT Solutions	648.35
512.745	10-Jul-14	Local Chambers of Commerce and Indu	Local Government Services	45.00
512.746	10-Jul-14	Quick Corporate Australia	Office Supplies	1,366.17
512.758	10-Jul-14	Shopper Anonymous	Business Quality Assesment	409.20
512.773	10-Jul-14	Psyco Sand	Landscaping Materials and Services	8,800.00
512.802	10-Jul-14	Amazing Clean	Cleaning Services and Equipment	180.00
512.804	10-Jul-14	Cool Clear Water Group Limited	Amenities	363.00
512.952	10-Jul-14	Display Design Pty Ltd	Equipment Supply and Repair	1,651.98
513.103	11-Jul-14	Pacific Brands Workwear	Uniforms and Protective Equipment	368.23
513.98000	11-Jul-14	Australian Taxation Office	Taxation	127,955.54
514.1601	11-Jul-14	Ms V Potter	Members Allowance	12,980.85
514.178	11-Jul-14	Mr T S Vaughan	Mayoral Allowance	47,439.14
514.196	11-Jul-14	Mr V Nairn	Member Payment	12,980.85
514.2475	11-Jul-14	Mr B Oliver	Members Allowance	12,980.85
514.2478	11-Jul-14	Mr M S Windram	Members Allowance	12,980.85
514.2479	11-Jul-14	Mr V G Maxwell	Members Allowance	12,980.85
514.365	11-Jul-14	Mr J K Hayes	Member Payment	12,980.85
514.372	11-Jul-14	Mr J G Bissett	Member Payment	12,980.85
514.398	11-Jul-14	C N Anderson	Member Payment	20,638.25
515.104	16-Jul-14	Youngs Holden	Plant Supply and Servicing	49,587.85
515.1145	16-Jul-14	E & M J Rosher Pty Ltd	Machinery Servicing and Parts	1,041.65
515.1187	16-Jul-14	Kooya Consultancy	Consultancy Services	550.00
515.1200	16-Jul-14	Brenton Michael Pember	Business Systems Development	7,221.50
515.1211	16-Jul-14	Brownes Foods Operations	Amenities	94.08
515.123	16-Jul-14	Simmons Electrical	Electrical Services and Maintenance	15,215.24
515.1253	16-Jul-14	CPD Group Pty Ltd	Facility Maintenance Services	92,691.78
515.1280	16-Jul-14	Forestvale Trees Pty Ltd	Landscaping Materials and Services	1,177.00
515.137	16-Jul-14	State Library of WA	Library Equipment and Stock	2,016.30
515.138	16-Jul-14	St John Ambulance Australia (WA) In	Training Services	0.30
515.141	16-Jul-14	Sunny Sign Company Pty Ltd	Sign Installation and Supply	594.73
515.1495	16-Jul-14	Eaton & Passarelli Pty Ltd	Planning and Building Services	5,632.00
515.1578	16-Jul-14	Bingo Australia	Bingo Costs	788.38
515.164	16-Jul-14	Totally Workwear Victoria Park	Uniforms and Protective Equipment	792.71
515.171	16-Jul-14	Trisley Hydraulics Services	Plant Supply and Servicing	831.55
515.1718	16-Jul-14	Mr N O Cain	Minor Expenditure Reimbursement	3,000.00
515.18	16-Jul-14	All Signs	Sign Installation and Supply	2,002.00
515.1816	16-Jul-14	Secure Cash	Financial Services	739.20
515.1817	16-Jul-14	Mobile Mouse	Training Services	465.00
515.1820	16-Jul-14	Secure Cash	Financial Services	112.04
515.189	16-Jul-14	Mindarie Regional Council	Waste Management Services	47,894.65
515.1899	16-Jul-14	Mrs D B Singh	Minor Expenditure Reimbursement	120.00
515.1900	16-Jul-14	Techwest Solutions Pty Ltd	Electrical Services and Maintenance	250.00
515.1933	16-Jul-14	MLC Roof Services Pty Ltd	Facility Maintenance Services	209.00
515.197	16-Jul-14	NEC Australia Pty Ltd	Communication Services	6,831.89
515.1986	16-Jul-14	Matthew Landers Florist	Equipment Supply and Repair	100.00
515.2009	16-Jul-14	Vorgee Pty Ltd	Printing Services	2,151.60
515.206	16-Jul-14	Otis Elevator Company Pty Ltd	Machinery Servicing and Parts	2,174.61
515.207	16-Jul-14	Oven Sparkle Pty Ltd	Cleaning Services and Equipment	968.00
515.2156	16-Jul-14	Tamala Park Regional Council	Environmental Services	32,392.66
515.2196	16-Jul-14	Flexirent Capital Pty Ltd	Software and IT Solutions	214.33
515.222	16-Jul-14	Jackson McDonald Lawyers	Legal Services	8,238.62
515.2221	16-Jul-14	Stats Pty Ltd	Traffic Control Services	48,934.82
515.227	16-Jul-14	Jim's Fencing North Perth	Facility Maintenance Services	1,518.00
515.2271	16-Jul-14	Civil Legal	Legal Services	4,400.00
515.2284	16-Jul-14	Ikea	Furniture Supply and Repair	3,593.85
515.2289	16-Jul-14	O'Brien Harrop Access Pty Ltd	Planning and Building Services	19,800.00
515.229	16-Jul-14	John Hughes Service	Plant Supply and Servicing	2,654.33
515.2293	16-Jul-14	Carringtons Traffic Services	Traffic Control Services	4,096.95
515.2294	16-Jul-14	Isentia Pty Ltd	Communication Services	914.01

All Payments Made From 1-Jul-14 To 31-Jul-14

<u>Payment</u>	<u>Date</u>	<u>Payee</u>	<u>Description</u>	<u>Amount</u>
515.230	16-Jul-14	Johns Building Supplies Pty Ltd	Equipment Supply and Repair	376.45
515.2302	16-Jul-14	Frigmac Pty Ltd	Equipment Supply and Repair	187.00
515.2383	16-Jul-14	Wright Express Australia Pty Ld	Resale Inventory	433.73
515.2404	16-Jul-14	Envirotechnics Pest Management	Facility Maintenance Services	715.00
515.241	16-Jul-14	Kool-Line Electrical & Refrigeratio	Machinery Servicing and Parts	3,712.50
515.246	16-Jul-14	Landmark Operations Limited	Environmental Services	41.72
515.2490	16-Jul-14	Wheelchair Sports WA Association In	School Holiday Program Activities	495.00
515.2493	16-Jul-14	Sonic HealthPlus Pty Ltd	Medical Equipment and Services	451.00
515.2500	16-Jul-14	Protek Total Facility Management	Facility Maintenance Services	10,766.80
515.2515	16-Jul-14	Alleasing	Printing Services	16,921.11
515.252	16-Jul-14	Les Mills Asia Pacific	Licencing and Subscriptions	2,147.67
515.2554	16-Jul-14	Paperback Technologies Pty Ltd	Engineering and Surveying Services	415.00
515.2598	16-Jul-14	Dial Before You Dig WA Ltd	Road Construction Materials and Services	2,480.74
515.2601	16-Jul-14	Australian Institute of Architectur	Training Services	620.00
515.2638	16-Jul-14	Consult WG Pty Ltd	Consultancy Services	6,979.50
515.2657	16-Jul-14	Miracle Recreation Equipment	Equipment Supply and Repair	5,720.00
515.266	16-Jul-14	Arcus Australia Pty Ltd	Equipment Supply and Repair	145.75
515.2666	16-Jul-14	Talis Consultants Pty Ltd	Consultancy Services	11,000.00
515.2667	16-Jul-14	Philip Swan Consulting	Consultancy Services	1,365.00
515.2680	16-Jul-14	PRA Solutions	IT Solutions	18,104.55
515.2681	16-Jul-14	Mr D Waghorn	Health Services	990.00
515.2683	16-Jul-14	Blue Visions Management	Training Services	35,700.00
515.2689	16-Jul-14	GymCare	Equipment Supply and Repair	123.75
515.270	16-Jul-14	At Milk Supplies	Amenities	59.76
515.271	16-Jul-14	Australasian Performing Right	Licencing and Subscriptions	123.78
515.273	16-Jul-14	Australia Post	Postage Services	5,765.96
515.279	16-Jul-14	Caltex Australia Petroleum Pty Ltd	Fuel and Oils	17,782.11
515.284	16-Jul-14	J Blackwoods & Sons Pty Ltd	Uniforms and Protective Equipment	190.30
515.29	16-Jul-14	WA Local Government Association (WA	Local Government Services	606.63
515.290	16-Jul-14	Bunnings Building Supplies Pty Ltd	Equipment Supply and Repair	726.06
515.292	16-Jul-14	Burke Air	Facility Maintenance Services	1,162.70
515.305	16-Jul-14	Charter Plumbing & Gas	Facility Maintenance Services	396.00
515.309	16-Jul-14	Chubb Fire & Security Pty Ltd	Fire Alarm and Security Services	5,509.63
515.313	16-Jul-14	Hames Sharley (WA) Pty Ltd	Consultancy Services	9,201.50
515.317	16-Jul-14	Marlbroh Bingo Enterprises	Bingo Costs	9,430.85
515.319	16-Jul-14	McLeods & Co	Legal Services	810.37
515.322	16-Jul-14	Local Government Planners Associati	Local Government Services	225.00
515.327	16-Jul-14	Community Newspapers Group Ltd	Advertising Services	7,906.71
515.330	16-Jul-14	Jason Signmakers	Sign Installation and Supply	682.00
515.333	16-Jul-14	Boral Construction Materials Group	Equipment Supply and Repair	414.43
515.342	16-Jul-14	Quik Kleen Drycleaners	Cleaning Services and Equipment	531.20
515.344	16-Jul-14	Acurix Network Pty Ltd	Internet Hosting Services	3,894.00
515.352	16-Jul-14	ABnote Australia	Printing Services	19.25
515.359	16-Jul-14	Programmed Integrated Workforce	Agency and Contract Staff	4,345.00
515.369	16-Jul-14	City of Perth	Record Management	431.37
515.373	16-Jul-14	Placer Management Group	Agency and Contract Staff	1,813.95
515.376	16-Jul-14	Staples Australia Pty Limited	Office Supplies	43.69
515.379	16-Jul-14	Carlisle IGA	Resale Inventory	117.12
515.384	16-Jul-14	Bonissimo	Resale Inventory	413.40
515.386	16-Jul-14	Northlake Electrical Pty Ltd	Electrical Services and Maintenance	14,856.16
515.401	16-Jul-14	Perth Cricket Club Inc	Contributions	11,448.92
515.402	16-Jul-14	Food For Me	Catering and Refreshments	97.50
515.408	16-Jul-14	The Distributors Perth	Resale Inventory	106.40
515.409	16-Jul-14	Bidvest (WA) Pty Ltd	Resale Inventory	3,219.34
515.41	16-Jul-14	Weston Road Systems	Linemarking	22,104.50
515.410	16-Jul-14	Perth Frozen Foods Pty Ltd	Resale Inventory	1,463.20
515.411	16-Jul-14	Dunbar Services (WA) Pty Ltd	Cleaning Services and Equipment	654.50
515.419	16-Jul-14	The Federation of WA Police & Commu	Donations	1,000.00
515.429	16-Jul-14	Bin Bath Australia Pty Ltd	Cleaning Services and Equipment	507.10
515.434	16-Jul-14	Allied Recruitment	Agency and Contract Staff	1,739.89
515.445	16-Jul-14	Duncan Autos Pty Ltd	Plant Supply and Servicing	244.20
515.448	16-Jul-14	Perth Pressure Jet Services Trust	Cleaning Services and Equipment	7,444.70
515.451	16-Jul-14	Embroidery WA	Uniforms and Protective Equipment	329.34
515.453	16-Jul-14	Gronbek Security	Fire Alarm and Security Services	803.44
515.457	16-Jul-14	Lochness Pty Ltd	Landscaping Materials and Services	16,630.90
515.470	16-Jul-14	Greenway Enterprises	Equipment Supply and Repair	767.80

All Payments Made From 1-Jul-14 To 31-Jul-14

<u>Payment</u>	<u>Date</u>	<u>Payee</u>	<u>Description</u>	<u>Amount</u>
515.491	16-Jul-14	Hays Personal Services	Agency and Contract Staff	2,678.96
515.511	16-Jul-14	City Subaru	Plant Supply and Servicing	444.50
515.512	16-Jul-14	Callaghan Security Services	Fire Alarm and Security Services	261.89
515.528	16-Jul-14	Value Tissue	Cleaning Services and Equipment	385.00
515.563	16-Jul-14	City of South Perth	Contributions	50,000.00
515.568	16-Jul-14	Westrac Pty Ltd	Plant Supply and Servicing	2,364.77
515.588	16-Jul-14	Australian Library & Information As	Membership and Subscription	1,125.00
515.594	16-Jul-14	Fluid Electrical Pty Ltd	Electrical Services and Maintenance	411.40
515.618	16-Jul-14	WA Rangers Association	Uniforms and Protective Equipment	343.40
515.632	16-Jul-14	Rankine Mosquito Management	Environmental Services	847.00
515.682	16-Jul-14	Green Skills	Environmental Services	4,021.88
515.689	16-Jul-14	Copley Contracting	Road Construction Materials and Services	1,353.00
515.714	16-Jul-14	T & C Transport Service	Postage Services	53.10
515.746	16-Jul-14	Quick Corporate Australia	Office Supplies	1,475.38
515.773	16-Jul-14	Psyco Sand	Landscaping Materials and Services	5,170.00
515.851	16-Jul-14	Harvey Norman - Cannington	Equipment Supply and Repair	1,000.00
515.859	16-Jul-14	Dulux Australia	Equipment Supply and Repair	617.05
515.897	16-Jul-14	Landmark Engineering & Design	Design and Drafting Services	12,634.60
515.930	16-Jul-14	Malcolm & Caril Barker	Landscaping Materials and Services	19,030.00
515.951	16-Jul-14	Elliotts Irrigation Pty Ltd	Irrigation Supply and Repair	2,080.61
516.98000	16-Jul-14	Australian Taxation Office	Taxation	143,928.00
517.2093	22-Jul-14	BP Australia Pty Ltd	Fuel and Oils	3,076.32
518.11	23-Jul-14	Active Transport & Tilt Tray Servic	Towing Services	77.00
518.111	23-Jul-14	Iclei-A/Nz	Training Services	66.00
518.1120	23-Jul-14	Coca-Cola Amatil WA	Resale Inventory	369.60
518.1191	23-Jul-14	Talbot Walsh	Sign Installation and Supply	577.50
518.1200	23-Jul-14	Brenton Michael Pember	Business Systems Development	4,790.50
518.1211	23-Jul-14	Brownes Foods Operations	Amenities	47.04
518.1227	23-Jul-14	ABA Automatic Gates	Machinery Servicing and Parts	308.55
518.1282	23-Jul-14	Allpoints Bathroom Services	Facility Maintenance Services	822.47
518.1287	23-Jul-14	Outsource Business Support Solution	Business Systems Development	3,300.00
518.129	23-Jul-14	Snap Burswood	Printing Services	97.89
518.136	23-Jul-14	Sportsworld of WA	Resale Inventory	264.00
518.145	23-Jul-14	Taborda Contracting Pty Ltd	Traffic Control Services	360.01
518.158	23-Jul-14	The Lucky Charm Newsagency	Library Equipment and Stock	211.35
518.163	23-Jul-14	Total Packaging (WA) Pty Ltd	Equipment Supply and Repair	4,290.00
518.1638	23-Jul-14	Easydry Australia & New Zealand Pty	Equipment Supply and Repair	520.30
518.1653	23-Jul-14	Urban & Rural Perspectives	Design and Drafting Services	433.07
518.1759	23-Jul-14	ID Consulting Pty Ltd	Membership and Subscription	23,650.00
518.181	23-Jul-14	Victoria Park Veterinary Clinic	Veterinary Services	443.55
518.182	23-Jul-14	Victoria Park Centre For The Arts I	Sculpture and Art	5,500.00
518.1820	23-Jul-14	Secure Cash	Financial Services	364.85
518.189	23-Jul-14	Mindarie Regional Council	Waste Management Services	30,866.45
518.20	23-Jul-14	Allmark & Associates Pty Ltd	Uniforms and Protective Equipment	241.46
518.201	23-Jul-14	OCLC (UK) Ltd	Licencing and Subscriptions	9,356.57
518.202	23-Jul-14	Officeworks Superstores Pty Ltd	Office Supplies	213.00
518.210	23-Jul-14	Indoor Gardens Pty Ltd	Landscaping Materials and Services	1,235.09
518.216	23-Jul-14	Insight CCS	Communication Services	1,099.85
518.2231	23-Jul-14	Bridgestone Tyres	Tyres	94.38
518.224	23-Jul-14	Jaram Fleet Equipment	Equipment Supply and Repair	440.00
518.2250	23-Jul-14	Cota WA	Donations	1,000.00
518.229	23-Jul-14	John Hughes Service	Plant Supply and Servicing	110.91
518.2305	23-Jul-14	QPRO Vehicle Upholstery	Equipment Supply and Repair	560.00
518.232	23-Jul-14	Kalamunda Fencing & Gatemakers	Facility Maintenance Services	7,537.20
518.2372	23-Jul-14	Empire Estate Agent	Rental Payments	4,766.66
518.2383	23-Jul-14	Wright Express Australia Pty Ld	Resale Inventory	316.15
518.2404	23-Jul-14	Envirotechnics Pest Management	Facility Maintenance Services	385.00
518.2441	23-Jul-14	Jager Studio	Sculpture and Art	4,725.60
518.2493	23-Jul-14	Sonic HealthPlus Pty Ltd	Medical Equipment and Services	451.00
518.2510	23-Jul-14	Landcorp	Local Government Services	6,582.45
518.2515	23-Jul-14	Alleasing	Printing Services	53,367.03
518.2532	23-Jul-14	Datacom Systems (WA) Pty Ltd	Software and IT Solutions	7,653.16
518.2616	23-Jul-14	Responsis Pty Ltd	Software and IT Solutions	1,099.73
518.262	23-Jul-14	Local Government Managers Australia	Membership and Subscription	912.00
518.2633	23-Jul-14	Procumart International	Consultancy Services	1,050.00
518.2667	23-Jul-14	Philip Swan Consulting	Consultancy Services	1,512.00

All Payments Made From 1-Jul-14 To 31-Jul-14

<u>Payment</u>	<u>Date</u>	<u>Payee</u>	<u>Description</u>	<u>Amount</u>
518.2693	23-Jul-14	Tony Pankiw	Event Performance and Activity	1,650.00
518.2694	23-Jul-14	Damian Butler	Event Performance and Activity	1,650.00
518.2695	23-Jul-14	Tony Jones Art Projects	Event Performance and Activity	1,650.00
518.2698	23-Jul-14	Fire UP Coaching Pty Ltd	Conference and Workshop Enrolment	2,722.50
518.270	23-Jul-14	At Milk Supplies	Amenities	59.76
518.287	23-Jul-14	BOC Limited	Equipment Supply and Repair	896.97
518.289	23-Jul-14	Broken Hill Hotel	Catering and Refreshments	312.00
518.29	23-Jul-14	WA Local Government Association (WA	Local Government Services	4,025.81
518.290	23-Jul-14	Bunnings Building Supplies Pty Ltd	Equipment Supply and Repair	54.50
518.292	23-Jul-14	Burke Air	Facility Maintenance Services	2,247.58
518.333	23-Jul-14	Boral Construction Materials Group	Equipment Supply and Repair	364.70
518.341	23-Jul-14	Data Diction	Membership and Subscription	4,400.00
518.346	23-Jul-14	Della's Group Pty Ltd	Printing Services	217.80
518.354	23-Jul-14	Sigma Chemicals	Equipment Supply and Repair	95.76
518.359	23-Jul-14	Programmed Integrated Workforce	Agency and Contract Staff	1,793.80
518.383	23-Jul-14	Schweppes Australia Pty Ltd	Resale Inventory	3,620.99
518.386	23-Jul-14	Northlake Electrical Pty Ltd	Electrical Services and Maintenance	3,862.76
518.402	23-Jul-14	Food For Me	Catering and Refreshments	39.00
518.408	23-Jul-14	The Distributors Perth	Resale Inventory	1,401.85
518.41	23-Jul-14	Weston Road Systems	Linemarking	45,307.90
518.442	23-Jul-14	MacDonald Johnston	Plant Supply and Servicing	179.82
518.453	23-Jul-14	Gronbek Security	Fire Alarm and Security Services	524.04
518.470	23-Jul-14	Greenway Enterprises	Equipment Supply and Repair	767.80
518.480	23-Jul-14	Matcraft (Aust) Pty Ltd	Machinery Servicing and Parts	352.00
518.501	23-Jul-14	Landgate	Local Government Services	733.96
518.523	23-Jul-14	Horizons West Bus & Coachlines	School Holiday Program Activities	1,358.50
518.617	23-Jul-14	LO GO Appointments	Agency and Contract Staff	1,905.20
518.677	23-Jul-14	Premier Glass & Mirrors	Facility Maintenance Services	200.00
518.684	23-Jul-14	Isubscribe Pty Ltd	Library Equipment and Stock	2,673.10
518.708	23-Jul-14	Department of Transport	Licencing and Subscriptions	42.40
518.745	23-Jul-14	Local Chambers of Commerce and Indu	Local Government Services	84.00
518.746	23-Jul-14	Quick Corporate Australia	Office Supplies	99.64
518.795	23-Jul-14	Digital Mapping Solutions	Software and IT Solutions	5,148.00
518.804	23-Jul-14	Waterlogic	Amenities	1,763.82
518.824	23-Jul-14	Modern Teaching Aids P/L	Library Equipment and Stock	519.87
518.826	23-Jul-14	MowMaster Turf Equipment	Landscaping Materials and Services	1,723.50
518.900	23-Jul-14	Community Arts Network WA	Membership and Subscription	200.00
518.958	23-Jul-14	McLernons Supply & Demand	Equipment Supply and Repair	480.00
518.972	23-Jul-14	Welshpool Wash	Cleaning Services and Equipment	990.00
518.99	23-Jul-14	Work Clobber	Uniforms and Protective Equipment	140.40
519.2419	23-Jul-14	AAPT Limited	Communication Services	3,188.99
520.104	30-Jul-14	Youngs Holden	Plant Supply and Servicing	25,894.63
520.1145	30-Jul-14	E & M J Rosher Pty Ltd	Machinery Servicing and Parts	1,715.00
520.1200	30-Jul-14	Brenton Michael Pember	Business Systems Development	4,075.50
520.1211	30-Jul-14	Brownes Foods Operations	Amenities	267.41
520.1253	30-Jul-14	CPD Group Pty Ltd	Facility Maintenance Services	2,872.98
520.1280	30-Jul-14	Forestvale Trees Pty Ltd	Landscaping Materials and Services	2,992.00
520.1281	30-Jul-14	City of Stirling	Library Equipment and Stock	14.30
520.1282	30-Jul-14	Allpoints Bathroom Services	Facility Maintenance Services	346.50
520.1287	30-Jul-14	Outsource Business Support Solution	Business Systems Development	2,574.00
520.137	30-Jul-14	State Library of WA	Library Equipment and Stock	19.80
520.1446	30-Jul-14	G & B Carpet Specialists	Facility Maintenance Services	3,065.00
520.1447	30-Jul-14	Blue Force Pty Ltd	Fire Alarm and Security Services	640.20
520.145	30-Jul-14	Taborda Contracting Pty Ltd	Traffic Control Services	5,697.33
520.164	30-Jul-14	Totally Workwear Victoria Park	Uniforms and Protective Equipment	139.45
520.1654	30-Jul-14	BGC Brikmakers	Facility Maintenance Services	1,247.45
520.171	30-Jul-14	Trisley Hydraulics Services	Plant Supply and Servicing	371.80
520.1745	30-Jul-14	Lovegrove Turf Services	Landscaping Materials and Services	2,200.00
520.1766	30-Jul-14	Ms E A Petch	Minor Expenditure Reimbursement	96.00
520.1785	30-Jul-14	Supa Pest & Weed Control	Facility Maintenance Services	8,151.00
520.1820	30-Jul-14	Secure Cash	Financial Services	128.60
520.1933	30-Jul-14	MLC Roof Services Pty Ltd	Facility Maintenance Services	1,199.00
520.1946	30-Jul-14	Perth Safety Products	Uniforms and Protective Equipment	5,919.10
520.1947	30-Jul-14	BCA Consultants Pty Ltd	Engineering and Surveying Services	2,928.75
520.20	30-Jul-14	Allmark & Associates Pty Ltd	Uniforms and Protective Equipment	67.10
520.201	30-Jul-14	OCLC (UK) Ltd	Training Services	137.50

All Payments Made From 1-Jul-14 To 31-Jul-14

<u>Payment</u>	<u>Date</u>	<u>Payee</u>	<u>Description</u>	<u>Amount</u>
520.227	30-Jul-14	Jim's Fencing North Perth	Facility Maintenance Services	990.00
520.2277	30-Jul-14	Australian Red Cross	Training Services	405.00
520.2302	30-Jul-14	Frigmac Pty Ltd	Equipment Supply and Repair	389.40
520.2321	30-Jul-14	Southern Star Resources	Facility Maintenance Services	2,021.14
520.2332	30-Jul-14	Charles Service Company	Facility Maintenance Services	10,282.31
520.2338	30-Jul-14	Supremacy Services Pty Ltd	Facility Maintenance Services	1,699.50
520.236	30-Jul-14	Ken Marshall Floor Covering	Facility Maintenance Services	7,718.26
520.2367	30-Jul-14	SEM Distribution	Advertising Services	134.00
520.2372	30-Jul-14	Empire Estate Agent	Rental Payments	231.00
520.2383	30-Jul-14	Wright Express Australia Pty Ld	Resale Inventory	1,179.19
520.2388	30-Jul-14	Flight Centre	Travelling Expenses	402.00
520.2426	30-Jul-14	Sun Industries Pty Ltd	Printing Services	1,178.10
520.2438	30-Jul-14	Netplus Micro Computers Pty Ltd	Equipment Supply and Repair	258.00
520.2471	30-Jul-14	Refresh Waters Pty Ltd	Equipment Supply and Repair	30.00
520.2481	30-Jul-14	Plantrite	Landscaping Materials and Services	594.00
520.2517	30-Jul-14	DMC Cleaning Corporation Pty Ltd	Cleaning Services and Equipment	786.59
520.2535	30-Jul-14	We Install It Pty Ltd	Equipment Supply and Repair	129.00
520.2560	30-Jul-14	Health Safety Works	Business Systems Development	110.00
520.2603	30-Jul-14	Poster Passion	Printing Services	100.10
520.262	30-Jul-14	Local Government Managers Australia	Membership and Subscription	2,183.00
520.2631	30-Jul-14	Recycle WA Pty Ltd	Waste Management Services	35,392.50
520.2633	30-Jul-14	Procumart International	Consultancy Services	2,400.00
520.2667	30-Jul-14	Philip Swan Consulting	Consultancy Services	1,764.00
520.2670	30-Jul-14	Our Community Pty Ltd	Membership and Subscription	400.00
520.2692	30-Jul-14	Mrs M M Scott	Health Instructors	445.44
520.2699	30-Jul-14	Belmont Junior Football Club	Sponsorship	445.00
520.270	30-Jul-14	At Milk Supplies	Amenities	59.76
520.2700	30-Jul-14	Ms M Fletcher	Minor Expenditure Reimbursement	485.00
520.2702	30-Jul-14	The Chamber of Arts and Culture	Membership and Subscription	385.00
520.281	30-Jul-14	Benara Nurseries	Landscaping Materials and Services	671.00
520.287	30-Jul-14	BOC Limited	Equipment Supply and Repair	589.28
520.29	30-Jul-14	WA Local Government Association (WA)	Local Government Services	846.35
520.290	30-Jul-14	Bunnings Building Supplies Pty Ltd	Equipment Supply and Repair	1,107.67
520.292	30-Jul-14	Burke Air	Facility Maintenance Services	63.94
520.309	30-Jul-14	Chubb Fire & Security Pty Ltd	Fire Alarm and Security Services	564.34
520.312	30-Jul-14	The Royal Life Saving Society Weste	Medical Equipment and Services	1,044.60
520.333	30-Jul-14	Boral Construction Materials Group	Equipment Supply and Repair	281.82
520.342	30-Jul-14	Quik Kleen Drycleaners	Cleaning Services and Equipment	150.00
520.346	30-Jul-14	Della's Group Pty Ltd	Printing Services	4,115.10
520.354	30-Jul-14	Sigma Chemicals	Equipment Supply and Repair	307.50
520.359	30-Jul-14	Programmed Integrated Workforce	Agency and Contract Staff	6,601.13
520.371	30-Jul-14	Frazzcon Enterprises	Sign Installation and Supply	7,822.48
520.379	30-Jul-14	Carlisle IGA	Resale Inventory	155.38
520.383	30-Jul-14	Schweppes Australia Pty Ltd	Resale Inventory	745.05
520.402	30-Jul-14	Food For Me	Catering and Refreshments	871.00
520.409	30-Jul-14	Bidvest (WA) Pty Ltd	Resale Inventory	1,413.34
520.411	30-Jul-14	Dunbar Services (WA) Pty Ltd	Cleaning Services and Equipment	13.20
520.428	30-Jul-14	The Leisure Institute of Western	Membership and Subscription	1,220.00
520.429	30-Jul-14	Bin Bath Australia Pty Ltd	Cleaning Services and Equipment	187.00
520.434	30-Jul-14	Allied Recruitment	Agency and Contract Staff	1,698.47
520.445	30-Jul-14	Duncan Autos Pty Ltd	Plant Supply and Servicing	372.25
520.448	30-Jul-14	Perth Pressure Jet Services Trust	Cleaning Services and Equipment	458.70
520.453	30-Jul-14	Gronbek Security	Fire Alarm and Security Services	373.36
520.457	30-Jul-14	Lochness Pty Ltd	Landscaping Materials and Services	17,149.04
520.475	30-Jul-14	Parkland Mazda	Plant Supply and Servicing	300.00
520.501	30-Jul-14	Landgate	Local Government Services	27,573.95
520.514	30-Jul-14	Public Libraries Australia	Membership and Subscription	385.00
520.550	30-Jul-14	Trailer Parts Pty Ltd	Machinery Servicing and Parts	202.00
520.618	30-Jul-14	WA Rangers Association	Uniforms and Protective Equipment	250.00
520.651	30-Jul-14	Safety & Rescue Equipment	Facility Maintenance Services	440.00
520.7	30-Jul-14	Accredit Building Surveying &	Design and Drafting Services	165.00
520.745	30-Jul-14	Local Chambers of Commerce and Indu	Local Government Services	153.00
520.746	30-Jul-14	Quick Corporate Australia	Office Supplies	189.78
520.752	30-Jul-14	Fruit Express Direct Pty Ltd	Catering and Refreshments	302.40
520.789	30-Jul-14	Midland Brick Company Pty Ltd	Construction Equipment	1,194.33
520.8	30-Jul-14	Accidental First Aid Supplies	Medical Equipment and Services	118.25

All Payments Made From 1-Jul-14 To 31-Jul-14

<u>Payment</u>	<u>Date</u>	<u>Payee</u>	<u>Description</u>	<u>Amount</u>
520.9	30-Jul-14	ACMV Design Consultants	Design and Drafting Services	2,640.00
520.985	30-Jul-14	Children's Book Council of Australi	Library Equipment and Stock	13.50
521.1381	30-Jul-14	Petch Superannuation Fund	Superannuation	805.07
521.1730	30-Jul-14	Cain Family Superannuation Fund	Superannuation	2,668.43
521.1756	30-Jul-14	Prime Super	Superannuation	1,249.94
521.1902	30-Jul-14	Shah Superannuation Fund	Superannuation	47.60
521.50	30-Jul-14	Australian Service Union	Superannuation	74.64
521.58	30-Jul-14	WA Local Government Superannuation	Superannuation	226,057.15
521.59	30-Jul-14	Town of Victoria Park - Lotto Club	Contributions	425.00
521.63	30-Jul-14	Town of Victoria Park - Staff Socia	Contributions	1,013.75
521.98000	30-Jul-14	Australian Taxation Office	Taxation	143,763.00
522.1793	30-Jul-14	Perth Energy Pty Ltd	Electricity Usage Charges	36,803.06
523.57	30-Jul-14	City of Perth Superannuation Plan	Superannuation	5,221.60
524.1601	31-Jul-14	Ms V Potter	Members Allowance	712.50
524.365	31-Jul-14	Mr J K Hayes	Member Payment	212.50
Total Creditors EFT Payments				3,504,654.12

Non Creditors Cheques

00605882	2-Jul-14	Tulara Pty Ltd 5 Treecrest Cove	Refund	208.16
00605883	2-Jul-14	Mrs C A Lomen & Mr R A Lomen 33 Ra	Refund	206.46
00605885	2-Jul-14	Mr Y L Liew & X Z Chen & X B Zhong	Refund	625.55
00605886	2-Jul-14	Ms L A Fitzgibbons & Mr V M Fitzgib	Refund	362.91
00605887	2-Jul-14	Mrs A G Hughes-D'Aeth & Mr S M Hugh	Refund	96.08
00605888	7-Jul-14	S J Lozyk	Refund	2,905.86
00605895	11-Jul-14	Michael Tilli	Refund - Crossover Contribution	400.00
00605896	11-Jul-14	William Hogan	Refund - Membership	139.50
00605897	11-Jul-14	Michael Tilli	Refund - Crossover Contribution	400.00
00605898	11-Jul-14	Jo Ashley	Refund - Crossover Contribution	400.00
00605899	11-Jul-14	Pontre Securities Pty Ltd	Refund - Crossover Contribution	400.00
00605900	11-Jul-14	Laura Eddy	Refund - Membership	380.50
00605901	11-Jul-14	Janelle Graham	Refund - Membership	85.45
00605902	11-Jul-14	Veronique Renel	Refund - Security Incentive Scheme	200.00
00605903	11-Jul-14	Siew Kong NG	Refund - Security Incentive Scheme	105.00
00605904	11-Jul-14	Kevin Bermingham	Refund - Security Incentive Scheme	200.00
00605911	15-Jul-14	JL Lethbridge C/- Neo Settlements	Refund	176.93
00605912	15-Jul-14	Sana Nasimi Saeb	Refund	88.40
00605913	15-Jul-14	AAA Aussie Emergency Glass Pty Ltd	Facility Maintenance Services	2,020.00
00605914	15-Jul-14	Goshinkan Perth	Refund	47.91
00605915	15-Jul-14	Michael Till	Refund	400.00
00605916	15-Jul-14	Michael Till	Refund	400.00
00605917	15-Jul-14	Margaret Young	Refund	400.00
00605918	15-Jul-14	Daniel Lombardo	Refund	49.00
00605919	15-Jul-14	Higgins Park Tennis Club Inc	Donation	200.00
00605920	15-Jul-14	All Perth Fencing	Refund	1,921.80
00605923	23-Jul-14	Kym Abrams	Refund	30.00
00605924	23-Jul-14	Belmont Junior Football Club	Donation	140.00
00605925	23-Jul-14	K M Byrne & Mr C M Byrne	Refund - Underground Power	49.28
00605926	23-Jul-14	Laura Leung	Refund	35.35
00605927	23-Jul-14	Aurecon Group	Refund - Bond	100.00
00605928	23-Jul-14	NA Van Aurich	Refund - Rates	1,019.62
00605929	23-Jul-14	Chenyi Ooi 18/8 Hordern Street	Refund	51.80
00605930	23-Jul-14	All Acrylic Shapes	Equipment Supply and Repair	221.73
00605940	31-Jul-14	Town of Victoria Park	Refund	68.95
00605941	31-Jul-14	Marina Hadiseputro	Refund	124.00
00605942	31-Jul-14	Rennie Green	Planning and Building Services	73.00
00605943	31-Jul-14	Julie Mullins	Refund	226.40
00605944	31-Jul-14	Raeleen M Scott	Refund	400.00
00605945	31-Jul-14	South Perth United Football Club	Donation	200.00
00605967	31-Jul-14	Mrs LM Edgecombe	Refund - Rates	269.57
00605968	31-Jul-14	Lynwood United Football Club	Donation	200.00
00605969	31-Jul-14	Dilber Basharan	Refund - Rates	746.94
00605970	31-Jul-14	The Trustee for Subleaver Trust		437.00
00605971	31-Jul-14	Belmont Junior Soccer Club	Donation	400.00
Total Non Creditors Cheques				17,613.15

Payroll

PY01-02	13-Jul-14	Municipal Fund Bank Account	Payroll	460,202.68
---------	-----------	-----------------------------	---------	------------

All Payments Made From 1-Jul-14 To 31-Jul-14

<u>Payment</u>	<u>Date</u>	<u>Payee</u>	<u>Description</u>	<u>Amount</u>
PY01-03	27-Jul-14	Municipal Fund Bank Account	Payroll	454,745.09
PY99-02	13-Jul-14	Municipal Fund Bank Account	Payroll	1,608.82
Total Payroll				916,556.59

Total Payments From Municipal Fund Bank Account 4,687,660.53

Trust Fund Bank Account

Payments

Non Creditors Cheques

00002864	11-Jul-14	Mrs J McCollam	Trust Refund - Barking Collar	50.00
00002865	11-Jul-14	Ms C Murray	Bond Refund - GO Edwards Gazebo	300.00
00002866	11-Jul-14	Department of Planning	Planning Application - DAP	5,885.00
00002867	11-Jul-14	Department of Planning	Planning Application - DAP	3,503.00
00002868	11-Jul-14	Department of Commerce - Building C	Building Services Levy - June 2014	66,042.57
00002869	11-Jul-14	Town of Victoria Park	Reimbursement - Debtor Payment	3,100.00
00002870	11-Jul-14	Construction Training Fund	Levy Payments - June 2014	137,791.61
00002871	23-Jul-14	Venkapa Kondepati	Bond Refund - Aqualife	929.00
00002872	23-Jul-14	Pontre Securities Pty Ltd	Bond Refund - Crossover Bond	1,524.90
00002873	23-Jul-14	Mrs H Stanhope	Bond Refund - Cat Trap Hire	50.00
00002874	23-Jul-14	NEXUS	Bond Refund - Leisurelife Centre	876.00
00002875	31-Jul-14	Potters House Christian Fellowship	Bond Refund - Key	100.00
00002876	31-Jul-14	Department of Planning DAP	Planning and Building Services	150.00
00002877	31-Jul-14	Mrs J McCollam	Bond Refund - Barking Dog Collar	50.00
Total Non Creditors Cheques				220,352.08

Total Payments From Trust Fund Bank Account 220,352.08

4,908,012.61

14.3 Financial Statements for the Month ending 31 July 2014



Financial Activity Statement Report

For the month ended 31 July 2014



Contents

Statement of Financial Activity Variances

Proposed Budget Amendments

Accounting Notes

Business Unit Definitions

Statement of Financial Activity

Net Current Funding Position

Cash and Cash Investments

Receivables (Rates and Sundry Debtors)

Grants and Contributions

Reserve Funds

Capital Items

Statement of Financial Activity Variances

Material Variances Defined

For the purposes of reporting the material variances in the Statement of Financial Activity (by Business Unit) (as contained in this document), the following indicators, as resolved, have been applied –

Revenues (Operating and Non-Operating)

Business Unit material variances will be identified where, for the period being reviewed, the actual varies to budget by an amount of (+) or (-) \$25,000 and, in these instances, an explanatory comment will be provided.

Expenses (Operating, Capital and Non-Operating)

Business Unit material variances will be identified where, for the period being reviewed, the actual varies to budget by an amount of (+) or (-) \$25,000 and, in these instances, an explanatory comment will be provided.

Before commenting on each of the specific material variances identified it is important to note that, whilst many accounts will influence the overall variance, only those accounts within the affected Business Unit that significantly contribute to the variance will be highlighted.

For the purposes of explaining each variance, a multi-part approach has been taken. The parts are –

1. Period Variation – Relates specifically to the value of the variance between the Budget and Actual figures for the period being reviewed.
2. Primary Reason – Explains the primary reasons for the period variance. As the review is aimed at a higher level analysis, only major contributing factors are reported.
3. Budget Impact – Forecasts the likely \$ impact on the year end surplus or deficit position. It is important to note that values in this part are indicative only at the time of reporting, for circumstances during may subsequently change.

Material Variances Explained

As shown in the in the Statement of Financial Activity (contained within this document), the following variances have been identified -

Revenue

Renew Life

- **Asset Management**

- The period variation is up on the period budget by \$94,550.
- The variation is due to insurance refunds received during the reporting period for claims that were lodged in the previous financial year.
- The projected impact on the year end position is estimated to be a positive \$90,000.

Operating Expense

Business Life

- **Parking Management**

- The period variation is up on the period budget by \$34,255.
- The variation is due to staff vacancies in the area which is yet to be filled.
- The projected impact on the year end position is estimated to be a \$30,000.

Capital Expense

There are no reportable material variances.

Non-Operating Revenue

There are no reportable material variances.

Non-Operating Expenses

There are no reportable material variances.

Proposed Budget Amendments

There are no proposed budget amendments to report.

Accounting Notes

Significant Accounting Policies

The significant accounting policies that have been adopted in the preparation of this document are:

(a) Basis of Preparation

The document has been prepared in accordance with applicable Australian Accounting Standards (as they apply to local government and not-for-profit entities), Australian Accounting Interpretations, other authoritative pronouncements of the Australian Accounting Standards Board, the Local Government Act 1995 and accompanying regulations.

The document has also been prepared on the accrual basis and is based on historical costs, modified, where applicable, by the measurement at fair value of selected non-current assets, financial assets and liabilities.

(b) The Local Government Reporting Entity

All Funds through which the Council controls resources to carry on its functions have been included in this document.

In the process of reporting on the local government as a single unit, all transactions and balances between those Funds (for example, loans and transfers between Funds) have been eliminated.

(c) 2014 - 2015 Actual Balances

Balances shown in this document as 2014 - 2015 Actual are subject to final adjustments.

(d) Rounding Off Figures

All figures shown in this document, other than a rate in the dollar, are rounded to the nearest dollar.

(e) Rates, Grants, Donations and Other Contributions

Rates, grants, donations and other contributions are recognised as revenues when the local government obtains control over the assets comprising the contributions. Control over assets acquired from rates is obtained at the commencement of the rating period or, where earlier, upon receipt of the rates.

(f) Superannuation

The Council contributes to a number of Superannuation Funds on behalf of employees. All funds to which the Council contributes are defined contribution plans.

(g) Goods and Services Tax

Revenues, expenses and assets capitalised are stated net of any GST recoverable. Receivables and payables in the statement of financial position are stated inclusive of applicable GST. The net amount of GST recoverable from, or payable to, the ATO is included with receivables on payables in the statement of financial position. Cash flows are presented on a Gross basis. The GST components of cash flows arising from investing or financing activities which are recoverable from, or payable to, the ATO are presented as operating cash flows.

(h) Cash and Cash Equivalents

Cash and cash equivalents include cash on hand, cash at bank, deposits held at call with banks, other short term highly liquid investments with original maturities of three months or less that are readily convertible to known amounts of cash and that are subject to an insignificant risk of changes in value and bank overdrafts. Bank overdrafts are shown as short term borrowings in current liabilities.

(i) Trade and Other Receivables

Collectability of trade and other receivables is reviewed on an ongoing basis. Debts that are known to be uncollectible are written off when identified. An allowance for doubtful debts is raised when there is objective evidence that they will not be collectible.

(j) Inventories

General

Inventories are measured at the lower of cost and net realisable value. Net realisable value is the estimated selling price in the ordinary course of business less the estimated costs of completion and the estimated costs necessary to make the sale.

Land Held for Resale

Land purchased for development and/or resale is valued at the lower of cost and net realisable value. Cost includes the cost of acquisition, development, borrowing costs and holding costs until completion of development. Finance costs and holding charges incurred after development is completed are expensed.

Revenue arising from the sale of property is recognised as at the time of signing an unconditional contract of sale. Land held for resale is classified as current except where it is held as non-current based on Council's intentions to release for sale.

(k) Fixed Assets

Each class of fixed asset is carried at cost or fair value as indicated less, where applicable, any accumulated depreciation and impairment losses.

Initial Recognition

All assets are initially recognised at cost. Cost is determined as the fair value of the assets given as consideration plus costs incidental to the acquisition. For assets acquired at no cost, or for nominal consideration, cost is determined as fair value at the date of acquisition. The cost of non-current assets constructed by the Council includes the cost of all materials used in construction, direct labour on the project and an appropriate proportion of variable and fixed overheads.

Subsequent costs are included in the asset's carrying amount or recognised as a separate asset, as appropriate, only when it is probable that future economic benefits associated with the item will flow to the Council and the cost of the item can be measured reliably. All other repairs and maintenance are recognised as expenses in the period in which they are incurred.

Revaluation

Certain asset classes may be re-valued on a regular basis such that the carrying values are not materially different from fair value. For infrastructure and other asset classes, where no active market exists, fair value is determined to be the current replacement cost of an asset less, where applicable, accumulated depreciation calculated on the basis of such cost to reflect the already consumed or expired future economic benefits of the asset. Increases in the carrying amount arising on revaluation of assets are credited to a revaluation surplus in equity. Decreases that offset previous increases of the same asset are recognised against revaluation surplus directly in equity; all other decreases are recognised in profit or loss. Any accumulated depreciation at the date of revaluation is eliminated against the gross carrying amount of the asset and the net amount is restated to the re-valued amount of the asset.

Those assets carried at a re-valued amount, being their fair value at the date of revaluation less any subsequent accumulated depreciation and accumulated impairment losses, are to be re-valued with sufficient regularity to ensure the carrying amount does not differ materially from that determined using fair value at reporting date.

Land Under Roads

In Western Australia, all land under roads is Crown land, the responsibility for managing which, is vested in the local government. Council has elected not to recognise any value for land under roads acquired on or before 31 July 2008. This accords with the treatment available in Australian Accounting Standard AASB 1051 Land Under Roads and the fact Local Government (Financial Management) Regulation 16 (a) (i) prohibits local governments from recognising such land as an asset. In respect of land under roads acquired on or after 1 July 2008, as detailed above, Local Government (Financial Management) Regulation 16 (a) (i) prohibits local governments from recognising such land as an asset.

Whilst such treatment is inconsistent with the requirements of AASB 1051, Local Government (Financial Management) Regulation 4 (2) provides, in the event of such an inconsistency, the Local Government (Financial Management) Regulations prevail. Consequently, any land under roads acquired on or after 1 September 2008 is not included as an asset of the Council.

Depreciation of Non-Current Assets

All non-current assets having a limited useful life (excluding freehold land) are systematically depreciated over their useful lives in a manner that reflects the consumption of the future economic benefits embodied in those assets. Assets are depreciated from the date of acquisition or, in respect of internally constructed assets, from the time the asset is completed and held ready for use. Depreciation is recognised on a straight-line basis, using rates that are reviewed each reporting period. Major depreciation periods are:

Buildings		40 years
Furniture and Equipment		5 – 10 years
Plant and Machinery		2 – 10 years
Sealed Roads	- Clearing and Earthworks	Not depreciated
	- Construction and Road Base	5 – 80 years
	- Original Surface / Major Resurface	5 – 80 years
Drainage		5 – 80 years
Pathways		5 – 80 years
Parks and Reserves		5 – 80 years

Asset residual values and useful lives are reviewed, and adjusted if appropriate, at the end of each reporting period. An asset's carrying amount is written down immediately to its recoverable amount if the asset's carrying amount is greater than its estimated recoverable amount. Gains and losses on disposals are determined by comparing proceeds with the carrying amount. When revalued assets are sold, amounts included in the revaluation surplus relating to that asset are transferred to retained earnings.

Capitalisation Threshold

Expenditure on items of equipment under \$2,000 is not individually capitalised. Rather, it is recorded on an Asset Low Value Pool listing.

(I) Financial Instruments

Initial Recognition and Measurement

Financial assets and financial liabilities are recognised when the Council becomes a party to the contractual provisions to the instrument. For financial assets, this is equivalent to the date that the Council commits itself to either the purchase or sale of the asset (i.e. trade date accounting is adopted). Financial instruments are initially measured at fair value plus transaction costs, except where the instrument is classified 'at fair value through profit or loss', in which case transaction costs are expensed to profit or loss immediately.

Classification and Subsequent Measurement

Financial instruments are subsequently measured at fair value, amortised cost using the effective interest rate method or cost. Fair value represents the amount for which an asset could be exchanged or a liability settled, between knowledgeable, willing parties. Where available, quoted prices in an active market are used to determine fair value. In other circumstances, valuation techniques are adopted.

Amortised cost is calculated as:

- a. the amount in which the financial asset or financial liability is measured at initial recognition;
- b. less principal repayments;

- c. plus or minus the cumulative amortisation of the difference, if any, between the amount initially recognised and the maturity amount calculated using the effective interest rate method; and
- d. less any reduction for impairment.

The effective interest method is used to allocate interest income or interest expense over the relevant period and is equivalent to the rate that discounts estimated future cash payments or receipts (including fees, transaction costs and other premiums or discounts) through the expected life (or when this cannot be reliably predicted, the contractual term) of the financial instrument to the net carrying amount of the financial asset or financial liability. Revisions to expected future net cash flows will necessitate an adjustment to the carrying value with a consequential recognition of an income or expense in profit or loss.

Financial assets at fair value through profit and loss

Financial assets at fair value through profit or loss are financial assets held for trading. A financial asset is classified in this category if acquired principally for the purpose of selling in the short term. Derivatives are classified as held for trading unless they are designated as hedges. Assets in this category are classified as current assets.

Loans and receivables

Loans and receivables are non-derivative financial assets with fixed or determinable payments that are not quoted in an active market and are subsequently measured at amortised cost. Loans and receivables are included in current assets where they are expected to mature within 12 months after the end of the reporting period.

Held-to-maturity investments

Held-to-maturity investments are non-derivative financial assets with fixed maturities and fixed or determinable payments that the Council's management has the positive intention and ability to hold to maturity. They are subsequently measured at amortised cost. Held-to-maturity investments are included in current assets where they are expected to mature within 12 months after the end of the reporting period. All other investments are classified as non-current. They are subsequently measured at fair value with changes in such fair value (i.e. gains or losses) recognised in other comprehensive income (except for impairment losses). When the financial asset is derecognised, the cumulative gain or loss pertaining to that asset previously recognised in other comprehensive income is reclassified into profit or loss.

Available-for-sale financial assets

Available-for-sale financial assets are non-derivative financial assets that are either not suitable to be classified into other categories of financial assets due to their nature, or they are designated as such by management. They comprise investments in the equity of other entities where there is neither a fixed maturity nor fixed or determinable payments.

They are subsequently measured at fair value with changes in such fair value (i.e. gains or losses) recognised in other comprehensive income (except for impairment losses). When the financial asset is derecognised, the cumulative gain, or loss, pertaining to that asset previously recognised in other comprehensive income is reclassified into profit or loss.

Available-for-sale financial assets are included in current assets, where they are expected to be sold within 12 months after the end of the reporting period. All other financial assets are classified as non-current.

Financial liabilities

Non-derivative financial liabilities (excluding financial guarantees) are subsequently measured at amortised cost.

Impairment

At the end of each reporting period, the Council assesses whether there is objective evidence that a financial instrument has been impaired. In the case of available-for-sale financial instruments, a prolonged decline in the value of the instrument is considered to determine whether impairment has arisen. Impairment losses are recognised in profit or loss. Any cumulative decline in fair value is reclassified to profit or loss at this point.

Derecognition

Financial assets are derecognised where the contractual rights for receipt of cash flows expire or the asset is transferred to another party, whereby the Council no longer has any significant continual involvement in the risks and benefits associated with the asset.

Financial liabilities are derecognised where the related obligations are discharged, cancelled or expired. The difference between the carrying amount of the financial liability extinguished or transferred to another party and the fair value of the consideration paid, including the transfer of non-cash assets or liabilities assumed, is recognised in profit or loss.

(m) Impairment

In accordance with Australian Accounting Standards the Council's assets, other than inventories, are assessed at each reporting date to determine whether there is any indication they may be impaired. Where such an indication exists, an impairment test is carried out on the asset by comparing the recoverable amount of the asset, being the higher of the asset's fair value less costs to sell and value in use, to the asset's carrying amount.

Any excess of the asset's carrying amount over its recoverable amount is recognised immediately in profit or loss, unless the asset is carried at a revalued amount in accordance with another standard (e.g. AASB 116). For non-cash generating assets such as roads, drains, public buildings and the like, value in use is represented by the depreciated replacement cost of the asset. At the time of adopting the Annual Budget, it was not possible to estimate the amount of impairment losses (if any) as at 31 July 2013. In any event, an impairment loss is a non-cash transaction and consequently, has no impact on the Annual Budget.

(n) Trade and Other Payables

Trade and other payables represent liabilities for goods and services provided to the Council prior to the end of the financial year that are unpaid and arise when the Council becomes obliged to make future payments in respect of the purchase of these goods and services. The amounts are unsecured and are usually paid within 30 days of recognition.

(o) Employee Benefits

Provision is made for the Council's liability for employee benefits arising from services rendered by employees to the end of the reporting period. Employee benefits that are expected to be settled within one year have been measured at the amounts expected to be paid when the liability is settled.

Employee benefits payable later than one year have been measured at the present value of the estimated future cash outflows to be made for those benefits. In determining the liability, consideration is given to employee wage increases and the probability that the employee may not satisfy vesting requirements. Those cash flows are discounted using market yields on national government bonds with terms to maturity that match the expected timing of cash flows.

(p) Borrowing Costs

Borrowing costs are recognised as an expense when incurred except where they are directly attributable to the acquisition, construction or production of a qualifying asset. Where this is the case, they are capitalised as part of the cost of the particular asset.

(q) Provisions

Provisions are recognised when:

- a. The Council has a present legal or constructive obligation as a result of past events;
- b. for which it is probable that an outflow of economic benefits will result; and
- c. that outflow can be reliably measured.

Provisions are measured using the best estimate of the amounts required to settle the obligation at the end of the reporting period.

(r) Current and Non-Current Classification

In the determination of whether an asset or liability is current or non-current, consideration is given to the time when each asset or liability is expected to be settled. The asset or liability is classified as current if it expected to be settled within the next 12 months, being the Council's operational cycle. In the case of liabilities where the Council does not have the unconditional right to defer settlement beyond 12 months, such as vested long service leave, the liability is classified as current even if not expected to be settled within the next 12 months. Inventories held for trading are classified as current even if not expected to be realised in the next 12 months except for land held for resale where it is held as non-current based on the Council's intentions to release for sale.

(s) Comparative Figures

Where required, comparative figures have been adjusted to conform to changes in presentation for the current reporting period.

(t) Budget Comparative Figures

Unless otherwise stated, the Budget comparative figures shown in this Budget document relate to the original Budget estimate for the relevant item of disclosure.

Business Unit Definitions

The Town operations, as disclosed in this report, encompass the following service-oriented Business Units –

Chief Executive Office

Chief Executive Office

The Chief Executive Office area includes the responsibility for core organisational services, leadership and strategic direction of the Town.

Communications

The Communications area supports project teams within the organisation on issues relating to community engagement, marketing, media relations and branding. The area also develops and manages materials relating to the image and reputation of the Town.

Governance

Governance deals with the values, policies and procedures the Council and staff members adopt to provide ethical, transparent and accountable local government.

Human Resources and Organisational Development

The Human Resources and Organisational Development area coordinates all aspects of Human Resources including workforce planning, recruitment, selection and payroll. In addition it is responsible for change management initiatives and the coordination of business planning and performance management. It also manages the coordination of Occupational Safety and Health responsibilities.

Project Management

The Project Management area oversees project management and development in the organisation. It provides management support to internal officers and works collaboratively to deliver major projects to the Council by implementing the necessary standards and procedures. Its secondary function is to provide standardised project reporting to elected members and senior management – in this sense the unit operates as the eyes and ears of management and can alert them to risk and issues early to allow timely interventions to be made.

Business Life Program

Business Life Program (BLP) Administration

This Business Unit includes the administration of the Director of the Business Life Program, including specialist programs and projects relating to the Business Life Program.

Budgeting

The Budgeting area includes the administration of non-cash expenditure and revenue associated with local government accounting requirements, including profit and loss and depreciation.

Business Development

Business Development is an externally focussed Business Unit concentrating on the development of the local economy, in conjunction with local businesses, as well as the generation of revenue from funding sources outside of the District.

Corporate Funds

The Corporate Funds area includes loans, reserve funds, restricted funds, rate revenue and corporate grant funding.

Customer Relations

The Customer Relations team aims to provide a consistent high level of customer service that is professional and friendly. The focus is to simplify processes and make interaction with the Town easy.

Finance

The Finance area includes the administration and operation of all corporate finance related matters, including cash receipting, billing, and investment of funds, payment of creditors, and the corporate finance systems.

Information and Communication Technology (ICT) Services

The ICT Services area includes the provision, operation and maintenance of the corporate computer systems, including software management, hardware management, printing and consumables, telephones and communications networks, and also includes the provision and maintenance of the Corporate Records System.

Parking

Parking is responsible for the management, and safe use, of parking in the District.

Regulatory Services

Regulatory Services combines the Environmental Health, Rangers and Parking areas. The Environmental Health area includes the administration, inspection and operations of programs concerned with the general health of the community and includes the provision of immunisation programs, inspection and licencing of food premises and conducting preventative service programs. The Rangers and Parking area includes the administration and operation of fire prevention services, animal control, enforcement of local laws and vehicle impoundment.

Community Life Program

Community Life Program (CLP) Administration

This Business Unit includes the administration of the Director of the Community Life Program, including specialist programs and projects relating to the Community Life Program.

Active Life

Active Life aims to improve the community's wellbeing through the provision of health related community based programs and activities.

Aqualife

Aqualife aims to improve the community's wellbeing by increasing participation rates in physical activity and leisure interest activities at the Town's Aquatic Facilities. A wide range of program options are offered, which include Learn to Swim programs, recreational swimming, organised swimming and health and fitness services.

Digital Hub

The Digital Hub provides free computer courses and online training for the local community, not-for-profit organisations and businesses. Residents are able to participate in friendly, interactive training sessions to learn how to access and explore the online world.

Lifelong Learning

The Lifelong Learning area provides local history and library services to engage the community with opportunities to explore ideas, interact with others, discover the Town's history and become lifelong learners.

Neighbourhood Enrichment

The Neighbourhood Enrichment area aims to foster the enrichment of people, place and participation through community and cultural engagement.

Sporting Life

Sporting Life aims to increase participation in physical activity and improve the community's wellbeing by providing contemporary facilities, organised sport and community programs.

Future Life and Built Life Programs

Future Life and Built Life Program (FLBLP) Administration

This Business Unit includes the administration of the Director of the Future Life and Built Life Programs, including specialist programs and projects relating to the Future Life and Built Life Programs.

Future Life Program

Strategic Planning

The Strategic Planning Business Unit includes both Strategic Planning and Strategic Asset Planning. Strategic Planning aims to provide an integrated comprehensive direction for the future development of the Town. Strategic Asset Planning aims to optimise the sustainable use of the Town's assets.

Strategic Projects

Strategic Projects aims to implement projects to achieve the desired future character of the Town.

Built Life Program

Building

Building aims to ensure buildings are safe, liveable, accessible and sustainable, and meet statutory requirements.

Urban Planning

Urban Planning seeks to enhance our unique character by promoting the development of a high quality built environment and liveable, vibrant streetscapes.

Renew Life Program

Renew Life Program (RLP) Administration

This Business Unit includes the administration of the Director of the Renew Life Program, including specialist programs and projects relating to the Renew Life Program.

Asset Management

Asset Management aims to effectively manage, maintain and renew the Town's assets.

Fleet Management

Fleet Management aims to improve and provide fleet and plant management services that are delivered to a standard that meets community expectations and contributes to a vibrant lifestyle within the Town.

Parks

The Parks area aims to ensure the parks and natural areas are provided to the best standard, and that the Town's streetscapes are safe, clean and attractive.

Street Improvement

The Street Improvement area manages the Town's public assets to a standard that creates the foundation for vibrancy and a quality lifestyle.

Street Operations

Street Operations provides the maintenance and construction services related to street infrastructure and the delivery of waste services.

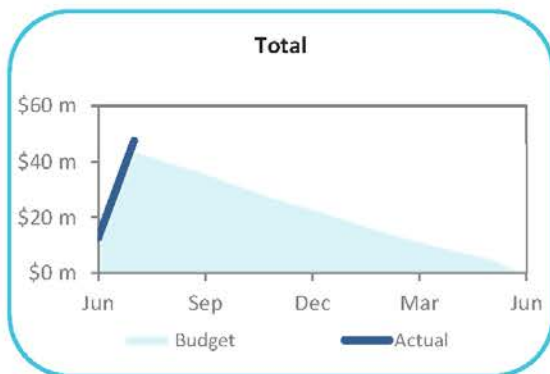
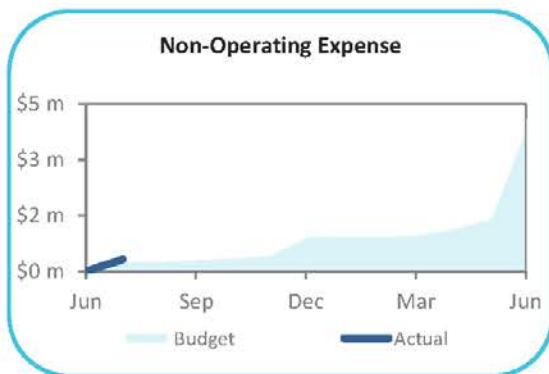
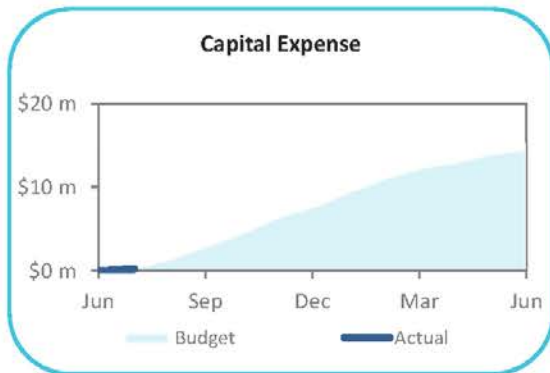
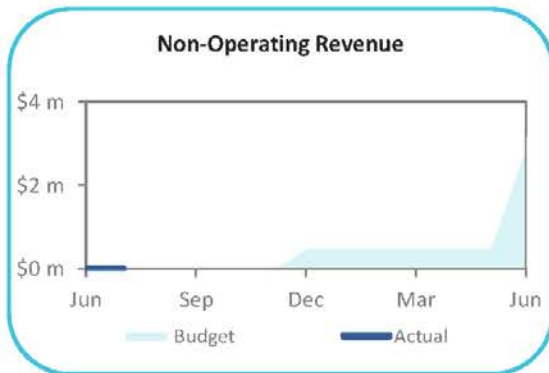
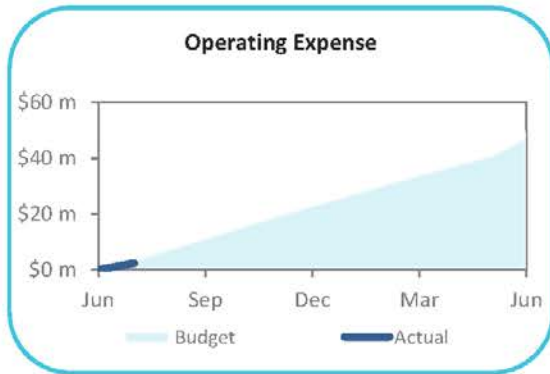
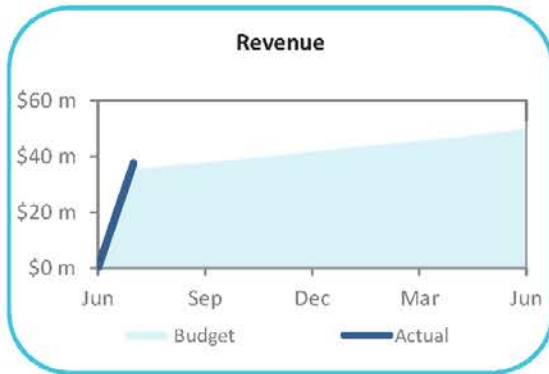
Particulars	Material Variance		31 July 2014			
	\$	%	Revised Budget \$	Year-to-Date Budget \$	Year-to-Date Actual \$	
Revenue						
Chief Executive Office			5,000	100	817	
Chief Executive Office			2,000	0	0	
Communications			500	0	0	
Governance			2,000	100	0	
Human Resources			500	0	817	
Project Management			0	0	0	
Business Life			42,359,800	35,972,180	35,970,842	
BLP Administration			16,000	1,300	0	
Budgeting			15,000	0	0	
Business Development			75,000	0	0	
Corporate Funds			37,699,000	35,442,900	35,454,072	
Customer Relations			0	0	0	
Finance			453,000	14,980	21,048	
ICT Services			2,500	0	0	
Parking Management			3,777,800	314,400	296,046	
Regulatory Services			321,500	198,600	199,677	
Community Life			5,602,100	386,767	410,532	
CLP Administration			7,500	500	0	
Active Life			3,200	0	1,689	
Aqualife			3,039,500	196,013	189,732	
Digital Hub			71,500	0	0	
Lifelong Learning			29,700	2,888	3,137	
Neighbourhood Enrichment			237,200	0	7,379	
Sporting Life			2,213,500	187,366	208,595	
Future Life / Built Life			862,500	96,700	132,996	
FLBLP Administration			1,500	0	0	
Building			345,000	54,600	72,663	
Strategic Planning			0	0	0	
Strategic Projects			0	0	0	
Urban Planning			516,000	42,100	60,333	
Renew Life			2,173,900	962,304	1,067,018	
RLP Administration			16,500	1,300	0	
Asset Management	94,550	▲	119%	270,000	79,700	174,250
Fleet Management			5,000	400	1,297	
Parks			152,000	850	10,345	
Street Improvement			20,500	1,683	0	
Street Operations			1,709,900	878,371	881,126	
Total Revenue			51,003,300	37,418,051	37,582,205	

Particulars	Material Variance		31 July 2014		
	\$	%	Revised Budget \$	Year-to-Date Budget \$	Year-to-Date Actual \$
Operating Expense					
Chief Executive Office			(3,904,700)	(382,850)	(394,370)
Chief Executive Office			(1,594,400)	(90,750)	(77,246)
Communications			(609,400)	(42,600)	(36,044)
Governance			(461,000)	(142,400)	(162,732)
Human Resources			(733,400)	(64,580)	(82,551)
Project Management			(506,500)	(42,520)	(35,798)
Business Life			(14,402,200)	(482,381)	(380,476)
BLP Administration			(578,500)	(49,334)	(45,948)
Budgeting			(5,054,100)	(664)	0
Business Development			(297,000)	(19,915)	(7,563)
Corporate Funds			(792,000)	56,400	77,286
Customer Relations			(579,900)	(44,500)	(35,074)
Finance			(1,190,700)	(54,335)	(33,483)
ICT Services			(1,901,300)	(159,195)	(174,457)
Parking Management	34,255	▼	(2,433,800)	(119,200)	(84,945)
Regulatory Services			(1,574,900)	(91,638)	(76,292)
Community Life			(9,192,700)	(667,046)	(580,676)
CLP Administration			(729,500)	(52,760)	(46,668)
Active Life			(121,700)	(10,505)	(6,330)
Aqualife			(2,853,800)	(196,600)	(177,482)
Digital Hub			(158,800)	(13,167)	(9,345)
Lifelong Learning			(1,188,500)	(103,349)	(81,309)
Neighbourhood Enrichment			(1,468,000)	(73,773)	(61,420)
Sporting Life			(2,672,400)	(216,892)	(198,123)
Future Life / Built Life			(2,878,600)	(210,217)	(166,559)
FLBLP Administration			(529,900)	(49,567)	(35,683)
Building			(603,100)	(52,300)	(42,262)
Strategic Planning			(622,800)	(38,650)	(23,999)
Strategic Projects			0	0	0
Urban Planning			(1,122,800)	(69,700)	(64,614)
Renew Life			(17,741,100)	(925,403)	(863,452)
RLP Administration			(840,200)	(64,500)	(71,087)
Asset Management			(3,281,300)	(257,695)	(241,879)
Fleet Management			0	(16,930)	(23,956)
Parks			(3,798,600)	(182,088)	(167,334)
Street Improvement			(1,184,000)	(60,800)	(39,455)
Street Operations			(8,637,000)	(343,390)	(319,740)
Total Operating Expense			(48,119,300)	(2,667,897)	(2,385,533)

Particulars	Material Variance		31 July 2014		
	\$	%	Revised Budget \$	Year-to-Date Budget \$	Year-to-Date Actual \$
Capital Expense					
Chief Executive Office			0	0	0
Chief Executive Office			0	0	0
Communications			0	0	0
Governance			0	0	0
Human Resources			0	0	0
Project Management			0	0	0
Business Life			(1,490,000)	(23,600)	(235)
BLP Administration			0	0	0
Budgeting			0	0	0
Business Development			0	0	0
Corporate Funds			0	0	0
Customer Relations			0	0	0
Finance			0	0	0
ICT Services			(345,000)	(23,600)	(235)
Parking Management			(1,145,000)	0	0
Regulatory Services			0	0	0
Community Life			(768,000)	0	(5,025)
CLP Administration			0	0	0
Active Life			0	0	0
Aqualife			(58,000)	0	0
Digital Hub			0	0	0
Lifelong Learning			0	0	0
Neighbourhood Enrichment			(695,000)	0	(5,025)
Sporting Life			(15,000)	0	0
Future Life / Built Life			0	0	0
FLBLP Administration			0	0	0
Building			0	0	0
Strategic Planning			0	0	0
Urban Planning			0	0	0
Renew Life			(12,348,000)	(204,500)	(212,828)
Asset Management			(2,974,000)	(36,500)	(59,929)
Fleet Management			(896,000)	(82,000)	(66,888)
Parks			(2,329,000)	(56,000)	(45,418)
Street Improvement			0	0	0
Street Operations			(6,149,000)	(30,000)	(40,593)
Total Capital Expense			(14,606,000)	(228,100)	(218,088)

Particulars	Material Variance	31 July 2014		
		Revised Budget	Year-to-Date Budget	Year-to-Date Actual
\$	%	\$	\$	\$
<u>Non-Operating Revenue</u>				
Business Life		2,770,000	0	0
Corporate Funds		2,770,000	0	0
Renew Life		278,900	0	0
Fleet Management		278,900	0	0
Total Non-Operating Revenue		3,048,900	0	0
<u>Non-Operating Expense</u>				
Business Life		(3,966,000)	(320,000)	(320,830)
Corporate Funds		(3,966,000)	(320,000)	(320,830)
Total Non-Operating Expense		(3,966,000)	(320,000)	(320,830)
<u>Non-Cash Items Adjustments</u>				
Profit and Loss		39,100	0	0
Depreciation		5,600,000	416,665	0
Total Non-Cash Items Adjustments		5,639,100	416,665	0
Suspense Items Yet To Be Applied		0	0	289,222
Opening Surplus / (Deficit)		7,000,000	7,000,000	7,443,842
Closing Surplus / (Deficit)		0	41,618,719	42,390,818

Graphical Representation

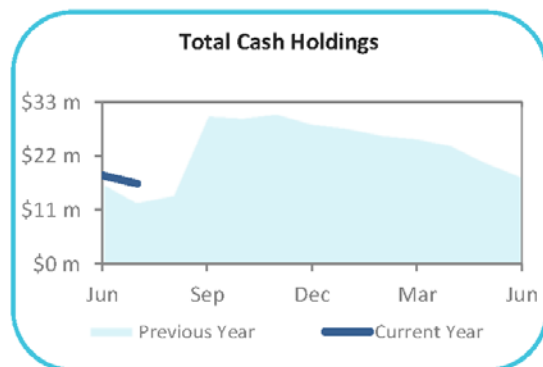
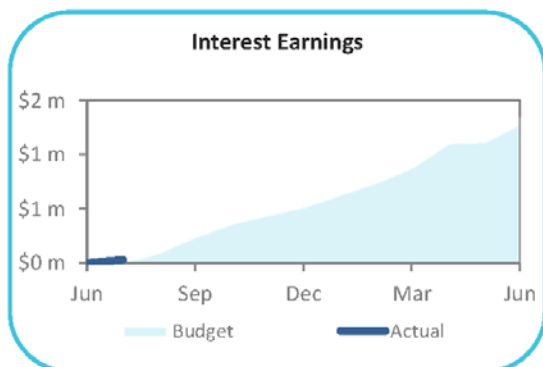
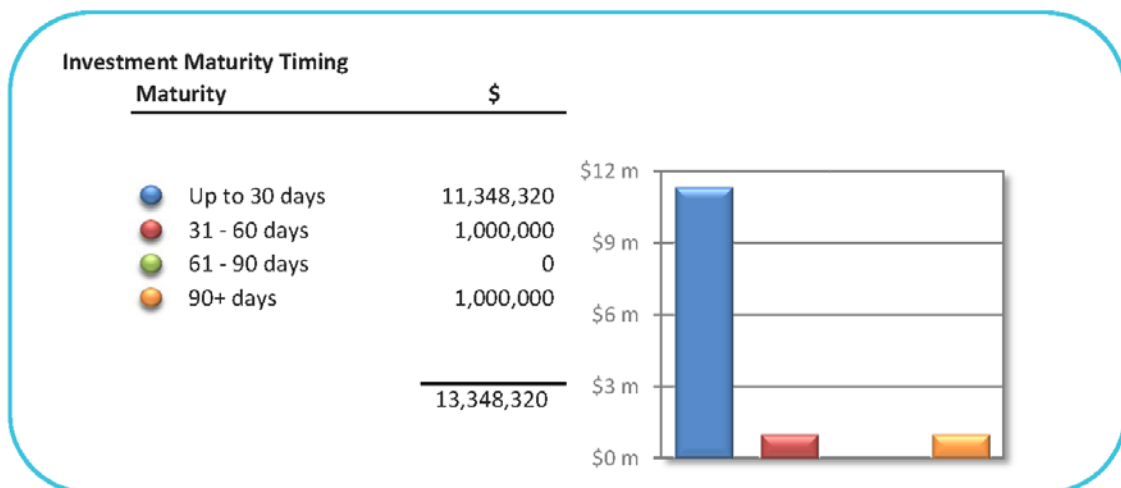
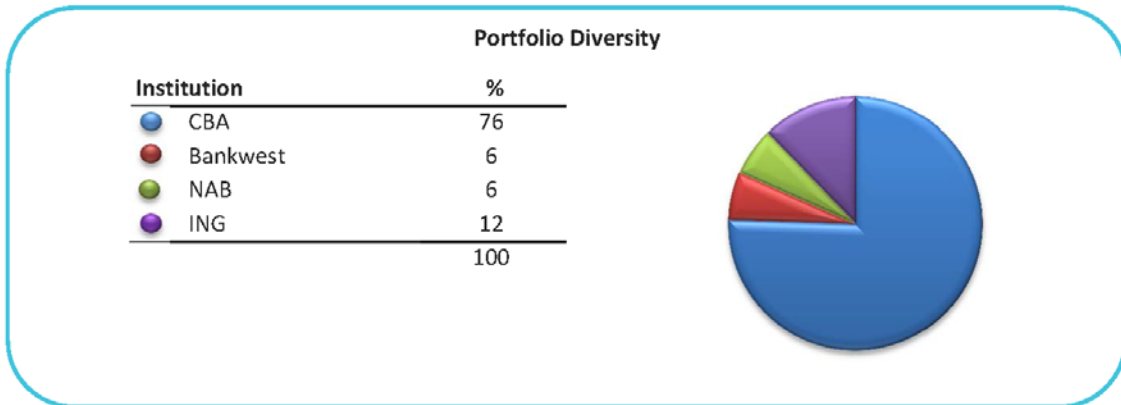


Particulars	Brought Forward 1 July \$	2014-2015 Revised Budget \$	Year To Date Actual \$
Current Assets			
Cash - Unrestricted	10,975,103	3,300,000	9,319,256
Cash - Reserves / Restricted	7,037,619	7,391,619	7,037,619
Receivables and Accruals	2,298,105	500,000	41,604,182
Inventories	150,005	200,000	150,005
	20,460,832	11,391,619	58,111,062
Less Current Liabilities			
Payables and Provisions	(5,979,372)	(4,000,000)	(8,682,625)
	(5,979,372)	(4,000,000)	(8,682,625)
Net Current Asset Position	14,481,461	7,391,619	49,428,437
Less			
Cash - Reserves / Restricted	(7,037,619)	(7,391,619)	(7,037,619)
Estimated Surplus / (Deficiency) Carried Forward	7,443,842	0	42,390,818

Cash and Investments Analysis

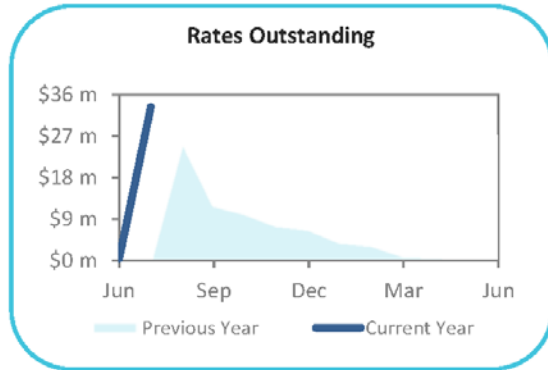
	Amount Invested \$	Interest Rate %	Term (Days)	Maturity Date	Projected Earnings \$	Percentage of Portfolio
Cash - Unrestricted						
Bankwest	1,000,000				5,507	6%
	1,000,000	3.35	60	06 Sep 14	5,507	
CBA	5,310,701				2,647	32%
178764	1,000,000	3.22	30	07 Aug 14	2,647	
At Call	4,310,701					
NAB	1,000,000				18,047	6%
010692	1,000,000	3.58	184	07 Jan 15	18,047	
ING	2,000,000				8,327	12%
	1,000,000	3.34	91	07 Oct 14	8,327	
	1,000,000	3.55	181	05 Jan 15	17,604	
Total Cash - Unrestricted	9,310,701				43,330	57%
Cash - Restricted						
CBA A1	7,037,619				0	43%
At Call	7,037,619					
Total Cash - Restricted	7,037,619				0	43%
Total Cash - Invested	16,348,320				43,330	100%
Cash on Hand	8,555					
Total Cash	16,356,875					

Cash and Investments Analysis

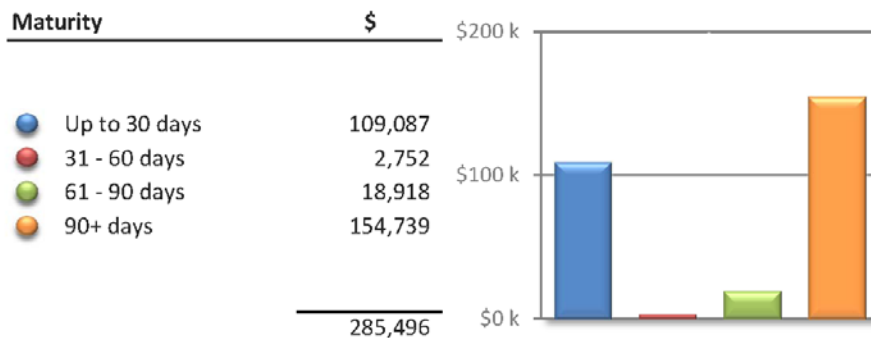


Rates Outstanding (Not Including Deferrals or Associated Fees and Charges)

	Total
Balance from Previous Year	395,697
Rates Levied - Initial	35,431,031
Rates Levied - Interims	0
Total Rates Collectable	35,826,728
Current Rates Collected To Date	2,490,404
Current Rates Outstanding	33,336,324
% Rates Outstanding	93.0%


Sundry Debtors

Type	Total	30 Days	60 Days	90 Days	90+ Days
Grants and Subsidies	0	0	0	0	0
Property Rent	1,760	12,076	2,216	0	(12,532)
Aqualife Fees	22,285	7,399	0	14,886	0
Leisurelife Fees	14,895	11,542	536	0	2,817
Community Life Fees	8,971	4,906	0	4,033	33
Health Fees	163,222	0	0	0	163,222
Other Fees and Charges	59,760	58,561	0	0	1,199
Building and Planning Application Fees	14,604	14,604	0	0	0
Total Sundry Debtors	285,496	109,087	2,752	18,918	154,739

Sundry Debtor Aged Analysis


Grants and Contributions

Details		Original	Revised	Receipt Status	
		Budget	Budget	Invoiced	Remaining
		\$	\$		
Access Inclusion / Seniors	Sponsorships	20,000	20,000	0	20,000
Corporate Funds	Federal Assistance	750,000	750,000	0	750,000
	Federal Local Road	325,000	325,000	0	325,000
Creative Arts	Sponsorship	20,000	20,000	6,000	14,000
Digital Hub	Federal Government	71,500	71,500	0	71,500
Economic Development	Federal Government	75,000	75,000	0	75,000
Engineering	MRWA Direct Grant	56,500	56,500	0	56,500
	Street Lighting Subsidy	1,000	1,000	0	1,000
	MRRG Road Rehabilitation	580,800	580,800	0	580,800
	Transport Grant	60,000	60,000	0	60,000
				0	0
Events and Volunteers	Lotterywest	80,000	80,000	0	80,000
	Contributions Received	5,000	5,000	0	5,000
	Sponsorship	5,000	5,000	0	5,000
Local History	State Government	500	500	0	500
Parks	Federal Government	137,000	137,000	0	137,000
Property	Contributions	100,000	100,000	0	100,000
Rangers	City of Perth	8,000	8,000	0	8,000
Total Cash Deposits		2,295,300	2,295,300	6,000	2,289,300

Reserve Funds Descriptions

The purposes for which funds have been set aside by Council, in Reserve Funds, are outlined below -

Building Renewal

To be used to fund renewal projects associated with Council's Building assets.

Community Art

To be used to fund the purchase and placement of art for the Council and Community.

Drainage Renewal

To be used to fund renewal projects associated with Council's Drainage infrastructure.

Edward Millen Site

To be used to assist in improving and / or maintaining the Edward Millen site, including the associated grounds.

Furniture and Equipment Renewal

To be used to fund renewal projects associated with Council's Furniture and Equipment assets.

Future Fund

To assist in funding projects and property purchases that diversify Council's revenue streams.

Future Projects

To assist in funding 'new' and 'upgrade' capital projects, with funding primarily derived from the sale of land assets.

Harold Hawthorne - Carlisle Memorial

To be used to provide funds to assist in conducting future Spring Garden Competitions.

Other Infrastructure Renewal

To be used to fund renewal projects associated with Council's Other infrastructure.

Parks Renewal

To be used to fund renewal projects associated with Council's Parks infrastructure.

Pathways Renewal

To be used to fund renewal projects associated with Council's Pathways infrastructure

Plant and Machinery Renewal

To be used to assist in the acquisition and replacement of the Town's Plant and Machinery.

Renewable Energy

To assist in investigating and funding renewable energy projects within the District.

Roads Renewal

To be used to fund renewal projects associated with Council's Roads Infrastructure

Underground Power

To assist in the funding of projects associated with the installation of underground power and associated landscaping.

Reserve Funds Transactions

	Annual Opening Balance \$	Transfer to Reserve \$	Transfer from Reserve \$	31 July 2014		Annual Revised Budget \$
	Balance Actual \$			Balance Actual \$	Balance Budget \$	
Building Renewal	20,000	0	0	20,000	20,000	20,000
Community Art	738,880	0	0	738,880	738,880	738,880
Drainage Renewal	5,000	0	0	5,000	5,000	5,000
Edward Millen Site	1,050,000	0	0	1,050,000	1,050,000	1,050,000
Furniture and Equip Renewa	70,000	0	0	70,000	70,000	70,000
Future Fund	1,644,050	0	0	1,644,050	1,644,050	1,644,050
Future Projects	1,530,000	0	0	1,530,000	1,530,000	1,530,000
Harold Hawthorn - Carlisle	15,000	0	0	15,000	15,000	15,000
Other Infrastructure Renewa	200,000	0	0	200,000	200,000	200,000
Parks Renewal	60,000	0	0	60,000	60,000	60,000
Pathways Renewal	10,000	0	0	10,000	10,000	10,000
Plant and Machinery	50,000	0	0	50,000	50,000	50,000
Renewable Energy	65,000	0	0	65,000	65,000	65,000
Roads Renewal	200,000	0	0	200,000	200,000	200,000
Underground Power	779,689	0	0	779,689	779,689	779,689
Waste Management	600,000	0	0	600,000	600,000	600,000
	7,037,619	0	0	7,037,619	7,037,619	7,037,619

Capital Items

The following pages summarise the progress of the Capital Items.

For the purposes of these pages, the following indicators have been used -

Item Timing

This relates to how the item is tracking time-wise and is displayed using the following indicators -

- | | |
|-------------------------------------|----------|
| <input checked="" type="checkbox"/> | Behind |
| <input type="checkbox"/> | On-Track |
| <input checked="" type="checkbox"/> | In-Front |

Budget Status

This relates to how the item is costing against the Revised Budget and is displayed using the following indicators -

- | | |
|-------------------------------------|--------------|
| <input checked="" type="checkbox"/> | Over budget |
| <input type="checkbox"/> | On budget |
| <input checked="" type="checkbox"/> | Under budget |

Completion Stage

This relates to where the item is currently, in terms of completion, and is displayed using the following indicators -

- | | |
|---|--------------------|
| <input type="checkbox"/> <input type="checkbox"/> <input type="checkbox"/> <input type="checkbox"/> | Not commenced |
| <input checked="" type="checkbox"/> <input type="checkbox"/> <input type="checkbox"/> <input type="checkbox"/> | Commenced |
| <input checked="" type="checkbox"/> <input checked="" type="checkbox"/> <input type="checkbox"/> <input type="checkbox"/> | Half-way completed |
| <input checked="" type="checkbox"/> <input checked="" type="checkbox"/> <input checked="" type="checkbox"/> <input type="checkbox"/> | Nearing completion |
| <input checked="" type="checkbox"/> <input checked="" type="checkbox"/> <input checked="" type="checkbox"/> <input checked="" type="checkbox"/> | Completed |

Capital Items

Particulars	Item Timing	Budget Status	Completion Stage	Revised Budget \$	Year-to-Date Actual \$
Buildings				2,890,000	59,929
Asset Management				2,890,000	59,929
New					
<u>Construction</u>					
New Community Facility, Zone 6	□	□	□□□□	1,040,000	0
Victoria Park RSL - Memorial Wall	□	□	□□□□	150,000	0
<u>Fire Safety Measures</u>					
Leisurelife Centre	□	□	□□□□	110,000	0
	□	□	□□□□	0	0
Renewal					
<u>Air-conditioning</u>					
Administration Centre	□	□	□□□□	630,000	0
Harold Hawthorne Centre	□	□	□□□□	40,000	0
Leisurelife Centre	□	□	□□□□	100,000	0
Lifelong Learning Centre	□	□	□□□□	370,000	0
<u>Construction</u>					
Aqualife Centre - Tank Enclosure	□	□	□□□□	25,000	0
Edward Millen Rotunda - General Works	□	□	□□□□	20,000	0
Kensington PCYC - Ceiling	□	□	□□□□	15,000	0
Kensington PCYC - Roof	□	□	□□□□	30,000	0
McCallum Park Toilets - General Works	□	□	■□□□	85,000	59,929
<u>Floor Covering</u>					
Aqualife Centre	□	□	□□□□	200,000	0
Upgrade					
<u>Office Modifications</u>					
Administration Centre	□	□	□□□□	75,000	0

Capital Items

Particulars	Item Timing	Budget Status	Completion Stage	Revised Budget \$	Year-to-Date Actual \$
Plant / Machinery				934,000	66,888
Fleet Management				934,000	66,888
New					
<u>Light Fleet</u>					
Sedan (BLP Administration)	□	□	□□□□	33,000	0
Sedan (Parking (1))	□	□	□□□□	20,000	0
Sedan (Parking (2))	□	□	□□□□	20,000	0
Sedan (Parking (3))	□	□	□□□□	20,000	0
Renewal					
<u>Light Fleet</u>					
Sedan 0-VPk (252)	□	□	□□□□	55,000	0
Sedan 106-VPk (250)	□	□	□□□□	33,000	0
Sedan 107-VPk	□	□	□□□□	33,000	0
Sedan 108-VPk (258)	□	□	□□□□	23,000	0
Sedan 112-VPk	□	□	■□□□	22,000	22,464
Sedan 113-VPk	□	□	□□□□	22,000	0
Sedan 116-VPk (255)	□	□	□□□□	23,000	0
Sedan 118-VPk	□	□	□□□□	11,000	0
Sedan 119-VPk (274)	□	□	□□□□	25,000	0
Sedan 123-VPk	□	□	□□□□	22,000	0
Sedan 125-VPk (271)	□	□	□□□□	25,000	0
Sedan 128-VPk (275)	□	□	□□□□	23,000	0
Sedan 164-VPk (272)	□	□	□□□□	23,000	0
Sedan 166-VPk (273)	□	□	□□□□	33,000	0
Sedan 168-VPk	□	□	□□□□	22,000	0
Sedan 172-VPk (260)	□	□	□□□□	23,000	0
Sedan 186-VPk	□	□	□□□□	22,000	0
Sedan 1EFH-352 (203)	□	□	■□□□	23,000	21,942
Van 126-VPk (257)	□	□	□□□□	33,000	0
Van 129-VPk (256)	□	□	□□□□	33,000	0
Van 183-VPk	□	□	■□□□	30,000	22,481
<u>Major Plant</u>					
Truck 124-VPk	□	□	□□□□	88,000	0
Truck 138-VPk	□	□	□□□□	105,000	0
<u>Minor Plant</u>					
Aqualife - Pumps	□	□	□□□□	38,000	0
Minor Plants (Parks)	□	□	□□□□	14,500	0
Trailer (173)	□	□	□□□□	6,000	0
Trailer (174)	□	□	□□□□	2,500	0
Trailer 149-VPk	□	□	□□□□	28,000	0

Capital Items

Particulars	Item Timing	Budget Status	Completion Stage	Revised Budget \$	Year-to-Date Actual \$
Furniture / Equipment				799,000	235
Regulatory Services				235,000	0
Parking Management					
New - Handheld enforcement management	<input type="checkbox"/>	<input type="checkbox"/>	□□□□	75,000	0
New - Hardware, software and cabling	<input type="checkbox"/>	<input type="checkbox"/>	□□□□	60,000	0
New - Licence Plate recognition initiative	<input type="checkbox"/>	<input type="checkbox"/>	□□□□	100,000	0
Aqualife				20,000	0
Equipment Allocation					
Renew - Equipment	<input type="checkbox"/>	<input type="checkbox"/>	□□□□	20,000	0
Leisurelife				15,000	0
Equipment Allocation					
Renew - Equipment	<input type="checkbox"/>	<input type="checkbox"/>	□□□□	15,000	0
Asset Management				84,000	0
Furniture Allocation					
Renew - Furniture - Parking Office	<input type="checkbox"/>	<input type="checkbox"/>	□□□□	20,000	0
Renew - Furniture - Administration Cent	<input type="checkbox"/>	<input type="checkbox"/>	□□□□	10,000	0
Renew - Furniture - Aqualife	<input type="checkbox"/>	<input type="checkbox"/>	□□□□	10,000	0
Renew - Furniture - Digital Hub	<input type="checkbox"/>	<input type="checkbox"/>	□□□□	2,000	0
Renew - Furniture - Leisurelife	<input type="checkbox"/>	<input type="checkbox"/>	□□□□	5,000	0
Renew - Furniture - Lifelong Learning	<input type="checkbox"/>	<input type="checkbox"/>	□□□□	29,000	0
Renew - Furniture - Depot	<input type="checkbox"/>	<input type="checkbox"/>	□□□□	8,000	0
ICT Services				345,000	235
Information Technology					
Communications	<input type="checkbox"/>	<input type="checkbox"/>	□□□□	44,000	0
Computer hardware	<input type="checkbox"/>	<input type="checkbox"/>	■□□□	226,000	235
Software solutions	<input type="checkbox"/>	<input type="checkbox"/>	□□□□	75,000	0
Street Operations				100,000	0
Waste Management					
Waste Bins	<input type="checkbox"/>	<input type="checkbox"/>	□□□□	100,000	0

Capital Items

Particulars	Item Timing	Budget Status	Completion Stage	Revised Budget \$	Year-to-Date Actual \$
Roads				2,524,000	30,052
Street Operations				2,524,000	30,052
Renewal					
<u>Asphalt Overlay and Kerbing</u>					
Albany Hwy - Mint St to Dane St	□	□	■□□□	208,000	30,052
Bishopsgate St	□	□	□□□□	10,000	0
Camarvon St - Mint St to Lakeview St	□	□	□□□□	62,000	0
Duncan St - Albany Hwy to Sunbury Rd	□	□	□□□□	250,000	0
Egham Rd - Burswood Rd to Kitchener Ave	□	□	□□□□	75,000	0
Geddes St - Berwick St to Gloucester St	□	□	□□□□	86,000	0
Harvey St - Shepperton Rd to Howick St	□	□	□□□□	125,000	0
Hayman Rd - Brodie Hall Drv to Kent St	□	□	□□□□	75,000	0
Hayman Rd - Hillview Tce to Adie Crt	□	□	□□□□	279,000	0
Hillview Trc - Laneway to Albany Hwy	□	□	□□□□	54,000	0
Swansea St - Forward St to Welshpool Rd	□	□	□□□□	75,000	0
Turner Ave - Roundabout	□	□	□□□□	45,000	0
Upgrade					
<u>Intersection Treatments</u>					
Alday St and Burlington St	□	□	□□□□	40,000	0
Cargill St and Hordern St	□	□	□□□□	70,000	0
Goddard St and Streatley Rd	□	□	□□□□	50,000	0
Hillview St and Berwick St	□	□	□□□□	450,000	0
Streatley Rd and Castle Way	□	□	□□□□	80,000	0
<u>Traffic Calming</u>					
Basinghall Street	□	□	□□□□	50,000	0
Devenish Street	□	□	□□□□	70,000	0
Gallipoli Street	□	□	□□□□	60,000	0
<u>General Upgrade Works</u>					
McCartney Crescent - Lathlain Precinct	□	□	□□□□	200,000	0
Rutland Avenue	□	□	□□□□	50,000	0
Streatley Road	□	□	□□□□	60,000	0

Capital Items

Particulars	Item Timing	Budget Status	Completion Stage	Revised Budget \$	Year-to-Date Actual \$
Drainage				445,000	0
Street Operations				445,000	0
Renewal					
<u>Drains, Pits and Pipes Works</u>					
Albany Highway	<input type="checkbox"/>	<input type="checkbox"/>	□□□□	15,000	0
Esperance St	<input type="checkbox"/>	<input type="checkbox"/>	□□□□	30,000	0
Hillview Terrace and Albany Highway	<input type="checkbox"/>	<input type="checkbox"/>	□□□□	90,000	0
Howick St	<input type="checkbox"/>	<input type="checkbox"/>	□□□□	140,000	0
King George St and Washington St	<input type="checkbox"/>	<input type="checkbox"/>	□□□□	60,000	0
Lichfield St	<input type="checkbox"/>	<input type="checkbox"/>	□□□□	45,000	0
Right-of-Ways	<input type="checkbox"/>	<input type="checkbox"/>	□□□□	20,000	0
River Wall	<input type="checkbox"/>	<input type="checkbox"/>	□□□□	45,000	0
Pathways				1,305,000	5,265
Street Operations				1,305,000	5,265
New					
<u>Concrete Pathways</u>					
Ashburton St - Devenish St to Etwell St	<input type="checkbox"/>	<input type="checkbox"/>	□□□□	40,000	0
Bank St - South of Forward St	<input type="checkbox"/>	<input type="checkbox"/>	□□□□	40,000	0
Bishopsgate St	<input type="checkbox"/>	<input type="checkbox"/>	■□□□	125,000	5,265
Briggs St - Planet St to Orrong Road	<input type="checkbox"/>	<input type="checkbox"/>	□□□□	35,000	0
Fred Bell Parade - Higgins Park	<input type="checkbox"/>	<input type="checkbox"/>	□□□□	25,000	0
Hordern St	<input type="checkbox"/>	<input type="checkbox"/>	□□□□	10,000	0
Kent St	<input type="checkbox"/>	<input type="checkbox"/>	□□□□	10,000	0
Langler St - Ends	<input type="checkbox"/>	<input type="checkbox"/>	□□□□	30,000	0
Lathlain Precinct	<input type="checkbox"/>	<input type="checkbox"/>	□□□□	150,000	0
Parking Plan Works	<input type="checkbox"/>	<input type="checkbox"/>	□□□□	100,000	0
Star St - Bus Connection	<input type="checkbox"/>	<input type="checkbox"/>	□□□□	15,000	0
Streatley Road - Bus Connection	<input type="checkbox"/>	<input type="checkbox"/>	□□□□	15,000	0
Renewal					
<u>Paved Pathways</u>					
Albany Highway - North of Rushton St	<input type="checkbox"/>	<input type="checkbox"/>	□□□□	25,000	0
Albany Highway - South of Dane St	<input type="checkbox"/>	<input type="checkbox"/>	□□□□	60,000	0
<u>Concrete Pathways</u>					
Cargill St - Berwick St to Hordern St	<input type="checkbox"/>	<input type="checkbox"/>	□□□□	80,000	0
Harris St - President St to Kew St	<input type="checkbox"/>	<input type="checkbox"/>	□□□□	25,000	0
Midgely St - Gallipoli St to Goddard St	<input type="checkbox"/>	<input type="checkbox"/>	□□□□	40,000	0
Oats St - Star St to Orrong Road	<input type="checkbox"/>	<input type="checkbox"/>	□□□□	60,000	0
Shepperton Road - Various Locations	<input type="checkbox"/>	<input type="checkbox"/>	□□□□	60,000	0

Capital Items

Particulars	Item Timing	Budget Status	Completion Stage	Revised Budget \$	Year-to-Date Actual \$
Upgrade					
<u>Asphalt Pathways</u>					
Foreshore Pathway - McCallum Park	<input type="checkbox"/>	<input type="checkbox"/>	□□□□	240,000	0
Miller St - Albany Highway to Sunbury Rd	<input type="checkbox"/>	<input type="checkbox"/>	□□□□	120,000	0
Parks				2,339,000	45,418
Parks				2,339,000	45,418
New					
<u>Revegetation</u>					
George Street Reserve	<input type="checkbox"/>	<input type="checkbox"/>	■□□□	75,000	25,993
Kent Street Sandpit	<input type="checkbox"/>	<input type="checkbox"/>	□□□□	35,000	0
<u>Landscaping and Tree Works</u>					
Various Locations	<input type="checkbox"/>	<input type="checkbox"/>	■□□□	25,000	360
Renewal					
<u>Turf Surface</u>					
Carlisle Reserve	<input type="checkbox"/>	<input type="checkbox"/>	□□□□	7,000	0
Harold Rossiter Reserve	<input type="checkbox"/>	<input type="checkbox"/>	□□□□	100,000	0
Higgins Park	<input type="checkbox"/>	<input type="checkbox"/>	□□□□	70,000	0
JA Lee Reserve	<input type="checkbox"/>	<input type="checkbox"/>	□□□□	70,000	0
<u>Landscaping and Tree Works</u>					
Arterial Roads	<input type="checkbox"/>	<input type="checkbox"/>	□□□□	25,000	0
Lathlain Place	<input type="checkbox"/>	<input type="checkbox"/>	■□□□	1,150,000	2,691
Rayment Park	<input type="checkbox"/>	<input type="checkbox"/>	□□□□	10,000	0
Various Locations	<input type="checkbox"/>	<input type="checkbox"/>	□□□□	25,000	0
<u>Bollards and Fencing</u>					
Carlisle Reserve	<input type="checkbox"/>	<input type="checkbox"/>	□□□□	37,000	0
Higgins Park	<input type="checkbox"/>	<input type="checkbox"/>	□□□□	20,000	0
<u>Reticulation</u>					
Fraser Reserve	<input type="checkbox"/>	<input type="checkbox"/>	□□□□	100,000	0
<u>Park Furniture and Equipment</u>					
Fletcher Park	<input type="checkbox"/>	<input type="checkbox"/>	□□□□	13,000	0
John Bissett Reserve	<input type="checkbox"/>	<input type="checkbox"/>	□□□□	5,000	0
Kate Street Reserve	<input type="checkbox"/>	<input type="checkbox"/>	□□□□	5,000	0
Upgrade					
<u>Lighting</u>					
Parnham Reserve	<input type="checkbox"/>	<input type="checkbox"/>	□□□□	200,000	0
Raphael Park	<input type="checkbox"/>	<input type="checkbox"/>	■□□□	247,000	16,374

Capital Items

Particulars	Item Timing	Budget Status	Completion Stage	Revised Budget \$	Year-to-Date Actual \$
Park Furniture and Equipment					
Devenish Street Reserve	<input type="checkbox"/>	<input type="checkbox"/>	□□□□	50,000	0
Landscaping and Tree Works					
GO Edwards Park	<input type="checkbox"/>	<input type="checkbox"/>	□□□□	70,000	0
Other Assets				3,370,000	8,938
Neighbourhood Enrichment				695,000	5,025
New					
Artword					
Bentley	<input type="checkbox"/>	<input type="checkbox"/>	□□□□	40,000	0
Burswood	<input type="checkbox"/>	<input type="checkbox"/>	□□□□	40,000	0
Carlisle	<input type="checkbox"/>	<input type="checkbox"/>	□□□□	40,000	0
Causeway	<input type="checkbox"/>	<input type="checkbox"/>	□□□□	150,000	0
East Victoria Park	<input type="checkbox"/>	<input type="checkbox"/>	□□□□	40,000	0
East Victoria Park - Etwell Street	<input type="checkbox"/>	<input type="checkbox"/>	□□□□	30,000	0
Eucalyptus Todtiana	<input type="checkbox"/>	<input type="checkbox"/>	□□□□	14,150	0
Lathlain Place	<input type="checkbox"/>	<input type="checkbox"/>	■□□□	120,000	5,025
Outdoor Table Tennis	<input type="checkbox"/>	<input type="checkbox"/>	□□□□	60,000	0
St James	<input type="checkbox"/>	<input type="checkbox"/>	□□□□	40,000	0
Victoria Park	<input type="checkbox"/>	<input type="checkbox"/>	□□□□	40,000	0
Victoria Park - Digital	<input type="checkbox"/>	<input type="checkbox"/>	□□□□	80,000	0
Visual Art Acquisitions	<input type="checkbox"/>	<input type="checkbox"/>	□□□□	850	0
Street Operations				1,775,000	3,913
New					
Street Furniture					
Bus Stops - Various Locations	<input type="checkbox"/>	<input type="checkbox"/>	□□□□	60,000	0
Car Parks and Right-of-Ways					
Lathlain Precinct	<input type="checkbox"/>	<input type="checkbox"/>	□□□□	100,000	0
Parking Plan Works	<input type="checkbox"/>	<input type="checkbox"/>	□□□□	450,000	0
Westminster Sump	<input type="checkbox"/>	<input type="checkbox"/>	■□□□	160,000	3,913
Lighting					
Parking Plan Works	<input type="checkbox"/>	<input type="checkbox"/>	□□□□	300,000	0
Right-of-Way 39	<input type="checkbox"/>	<input type="checkbox"/>	□□□□	25,000	0
Right-of-Way 52A	<input type="checkbox"/>	<input type="checkbox"/>	□□□□	25,000	0
Street Lighting - Various Locations	<input type="checkbox"/>	<input type="checkbox"/>	□□□□	60,000	0
Swan River Foreshore	<input type="checkbox"/>	<input type="checkbox"/>	□□□□	190,000	0

Capital Items

Particulars	Item Timing	Budget Status	Completion Stage	Revised Budget \$	Year-to-Date Actual \$
Parklets					
Parklet 3	<input type="checkbox"/>	<input type="checkbox"/>	□□□□	10,000	0
Parklet 4	<input type="checkbox"/>	<input type="checkbox"/>	□□□□	10,000	0
Parklet 5	<input type="checkbox"/>	<input type="checkbox"/>	□□□□	10,000	0
Parklet 6	<input type="checkbox"/>	<input type="checkbox"/>	□□□□	10,000	0
Parklet 7	<input type="checkbox"/>	<input type="checkbox"/>	□□□□	10,000	0
Renewal					
Lighting					
Christmas Decorations	<input type="checkbox"/>	<input type="checkbox"/>	□□□□	140,000	0
Street Furniture					
Seating	<input type="checkbox"/>	<input type="checkbox"/>	□□□□	5,000	0
Upgrade					
Car Parks and Right-of-Ways					
Right-of-Way 108	<input type="checkbox"/>	<input type="checkbox"/>	□□□□	210,000	0
Parking				900,000	0
New					
Parking Management					
Parking Meters	<input type="checkbox"/>	<input type="checkbox"/>	□□□□	300,000	0
Parking Plan Works	<input type="checkbox"/>	<input type="checkbox"/>	□□□□	600,000	0

14.4 Parking Management Committee Minutes

minutes

Parking Management
Committee



Please be advised that a Parking Management Committee Meeting was held at **4.30pm** on **Tuesday 29 July 2014** at the Administration Building, 99 Shepperton Road, Victoria Park.

A handwritten signature in black ink, appearing to read "A Vuleta".

ANTHONY VULETA
ACTING CHIEF EXECUTIVE OFFICER

30 July 2014

TABLE OF CONTENTS

ITEM	TITLE	PAGE NO
1.	OPENING	3
2.	ANNOUNCEMENTS FROM THE PRESIDING MEMBER	3
3.	ATTENDANCE	3
	3.1 Apologies	3
	3.2 Approved Leave of Absence	3
4.	DECLARATIONS OF INTEREST	3
5.	PUBLIC QUESTION TIME	3
6.	PUBLIC STATEMENT TIME	4
7.	TERMS OF REFERENCE	4
8.	CONFIRMATION OF MINUTES	5
9.	PRESENTATIONS	5
	9.1 Progress update on Areas 2 and 3	5
	9.3 Pedestrian count progress update	6
	9.2 Parking revenue and enforcement statistics	6
10.	METHOD OF DEALING WITH AGENDA BUSINESS	7
11.	REPORTS	7
12.	APPLICATIONS FOR LEAVE OF ABSENCE	7
13.	MOTION OF WHICH PREVIOUS NOTICE HAS BEEN GIVEN	7
14.	QUESTIONS FROM MEMBERS WITHOUT NOTICE	7
15.	NEW BUSINESS OF AN URGENT NATURE	7
16.	GENERAL BUSINESS	7
17.	PUBLIC QUESTION TIME	7
18.	PUBLIC STATEMENT TIME	8
19.	MEETING CLOSED TO THE PUBLIC	8
	18.1 Matters for Which the Meeting May be Closed	8
	18.2 Public Reading of Resolutions That May be Made Public	8
20.	CLOSURE	8

1. OPENING

Cr John Bissett opened the meeting at 4:33pm.

2. ANNOUNCEMENTS FROM THE PRESIDING MEMBER

Nil

3. ATTENDANCE

Elected Members (3)

Cr J (John) Bissett (Presiding Member)
Mayor T (Trevor) Vaughan
Cr V (Vicki) Potter

Town of Victoria Park
Town of Victoria Park
Town of Victoria Park

Parking Management Project Team

Mr A (Anthony) Vuleta
Mr N (Nathan) Cain
Mr R (Renato) Bruno
Mr G (Graham) Pattrick

Acting Chief Executive Officer
Director Business Life Program
Director of Project Management
Acting Executive Manager Business
Development
Parking Management Consultant
Personal Assistant Business Life,
(Secretary)

Mr A (Andrew) Herwig
Ms A (Amy) Noon

Public

0

3.1 Apologies

Cr B (Brian) Oliver
Ms L (Lisa) Manser
Ms C (Carrie) Parsons

3.2 Approved Leave of Absence

Nil

4. DECLARATIONS OF INTEREST

Nil

5. PUBLIC QUESTION TIME

Nil

6. PUBLIC STATEMENT TIME

Nil

7. TERMS OF REFERENCE

1. Function of the Parking Management Committee:
The function of the Parking Management Committee is to:
 - a. Develop recommendations for Council relating to parking management changes in identified parking hotspots across the Town,
 - b. Guide the Project Team in undertaking its administrative duties relating to the development of recommendations to Council.
 - c. Monitor and review the performance of the endorsed Parking Management Plan.

In undertaking its functions the Committee will consider:

- a. The Strategic Community Plan,
 - b. The goals of the Integrated Movement Network Strategy.
 - c. The advice of administrative staff on the Project Team,
 - d. The different parking implications in commercial and residential areas,
 - e. Results of previous consultation,
 - f. Result of any relevant report,
 - g. The different parking environments in individual areas,
 - h. Other parking stations,
 - i. Contemporary literature relating to parking management,
 - j. The use of a full range of available parking management tools including but not limited to:
 - i. time restrictions,
 - ii. paid parking,
 - iii. parking permits,
 - iv. vehicle monitoring technologies,
 - v. parking guidance systems, and
 - vi. parking restriction legibility and layout.
2. Outcomes of the Committee
The Committee will be responsible for making recommendations to Council relating to:
 - a. A Parking Management Plan, and
 - b. The approval and acceptance of tender documents relating to parking management solutions (including details on which parking management strategies will be used on individual streets).

In delivering these outcomes the Committee will, with the support of the Project Team:

- a. Develop a parking management framework for the Town's public parking resources,
- b. Finalise and adopt a Parking Management Project Plan for use by the Project Team,
- c. Prioritise implementation areas,

- d. Develop communication strategies relating to the Project,
 - e. Prepare parking management solutions in different areas,
 - f. Develop goals and measures to test the success of any changes implemented,
 - g. Determine a review mechanism for and conduct a review of parking management 6 months after implementation,
 - h. Review enforcement resources in line with proposed parking changes.
3. Role of Committee Members:
The role of the Committee members of the Parking Management Committee includes:
- understand the strategic implications and outcomes of initiatives being pursued through parking management changes,
 - appreciate the significance of parking management for stakeholders,
 - be genuinely interested in the initiative and the outcomes being pursued in relation to parking management,
 - be an advocate for any adopted parking management changes.

8. CONFIRMATION OF MINUTES

RESOLVED

That the minutes of the Parking Management Committee Meeting held on Tuesday 8 July 2014 be confirmed.

MOVED: Cr John Bissett, Seconded Mayor Trevor Vaughan

CARRIED (3-0)

9. PRESENTATIONS

9.1 Progress update on Areas 2 and 3

The Parking Management Consultant updated the Parking Management Committee on actions required to implement the proposed changes to areas 2 and 3 (Albany Highway).

Record of discussion

- The implementation of changes is ready to proceed alongside the Communications plan. Stage one of the changes is still on schedule to be completed by 11 August 2014. The changes are currently one month ahead of the original schedule.
- The Communications plan will be sent to all Elected Members for information.
- Work to make all signage and markings uniform, functional and aesthetically pleasing has been completed on Albany Highway between the Council Administration Building and the 'peanut' roundabout.

Actions

- Director of Project Management, Mr Renato Bruno to send list of business owners to be advised of changes to Elected Members. Elected Members are to add to the list and provide to Mr Bruno.

RESOLVED

That the communications plan and works schedule be endorsed for implementation.

MOVED: Mayor Trevor Vaughan, Seconded Cr Vicki Potter

CARRIED (3-0)

9.3 Pedestrian count progress update

The Parking Management Consultant presented the pedestrian count reports for Victoria Park and East Victoria Park from July 2013 through to June 2014, and provided an update on installing additional pedestrian counters.

Record of discussion

- A result of gaining pedestrian count information will be the ability for the Town to provide an information package to help businesses. This could be through a business portal on an application.

Director Business Life, Mr Nathan Cain left the meeting at 5:00pm.

9.2 Parking revenue and enforcement statistics

2

The report summarised the following:

- The number of paid tickets issued each month;
- The number of 'free' tickets each month;
- The legal and physical occupancy of parking areas; and
- The infringement revenue.

Record of discussion

- The scope of the Licence Plate Recognition project is currently being determined.
- The current naming format of 'Hotspots' will be changed to a more descriptive, location based format.

Actions:

- Include appeal information in reporting.
- Include budget and loan repayment amounts against revenue in reporting.

10. METHOD OF DEALING WITH AGENDA BUSINESS

Nil

11. REPORTS

Nil

12. APPLICATIONS FOR LEAVE OF ABSENCE

Nil

13. MOTION OF WHICH PREVIOUS NOTICE HAS BEEN GIVEN

Nil

14. QUESTIONS FROM MEMBERS WITHOUT NOTICE

Councillor Vicki Potter provided details regarding vehicles parking on the verge at 32 Garland Street. The Acting Executive Manager Business Development, Mr Graham Patrick will follow this up.

15. NEW BUSINESS OF AN URGENT NATURE

Nil

16. GENERAL BUSINESS

Communications Plan

The Director of Project Management, Mr Renato Bruno presented the communications plan to the Committee.

Permits

The Director of Project Management, Mr Renato Bruno will provide an update at the next Committee meeting.

17. PUBLIC QUESTION TIME

Nil

18. PUBLIC STATEMENT TIME

Nil

19. MEETING CLOSED TO THE PUBLIC

18.1 Matters for Which the Meeting May be Closed

Nil

18.2 Public Reading of Resolutions That May be Made Public

Nil

20. CLOSURE

Cr John Bissett closed the meeting at 5:40pm.