

XXXX

SOUTH PITCH

WEST PITCH

- ZONE 3 - COMPETITIONS & EVENTS
- ZONE 4 - HIGH PERFORMANCE
- ZONE 7 - PLANT
- ZONE 8 - VERTICAL CIRCULATION

NOT FOR CONSTRUCTION

REV	DATE	DESCRIPTION	BY
G	15.11.2024	ISSUE FOR DEVELOPMENT APPLICATION	SS
F	08.11.2024	ISSUE FOR DESIGN DEVELOPMENT	SS
E	25.10.2024	ISSUE FOR DD COORDINATION	SS
D	04.10.2024	ISSUE FOR COORDINATION	AG
C	20.09.2024	ISSUE FOR 50% DD	SS
B	18.09.2024	ISSUE FOR COORDINATION	AG
A	16.08.2023	ISSUED FOR DD COORDINATION	SS

**HUNT**  
ARCHITECTS

Perth Studio - Whistler Station  
Level 1, 301 Park Street  
Perth, WA 6000  
08 9222 4000  
perth@huntarchitects.com.au

Government of Western Australia  
Department of Finance  
Major Projects

ARCHITECTURAL  
DEPARTMENT OF FINANCE  
AUSTRALIAN HOCKEY CENTRE  
KENT ST, BENTLEY WA 6102  
OVERALL FLOOR PLANS

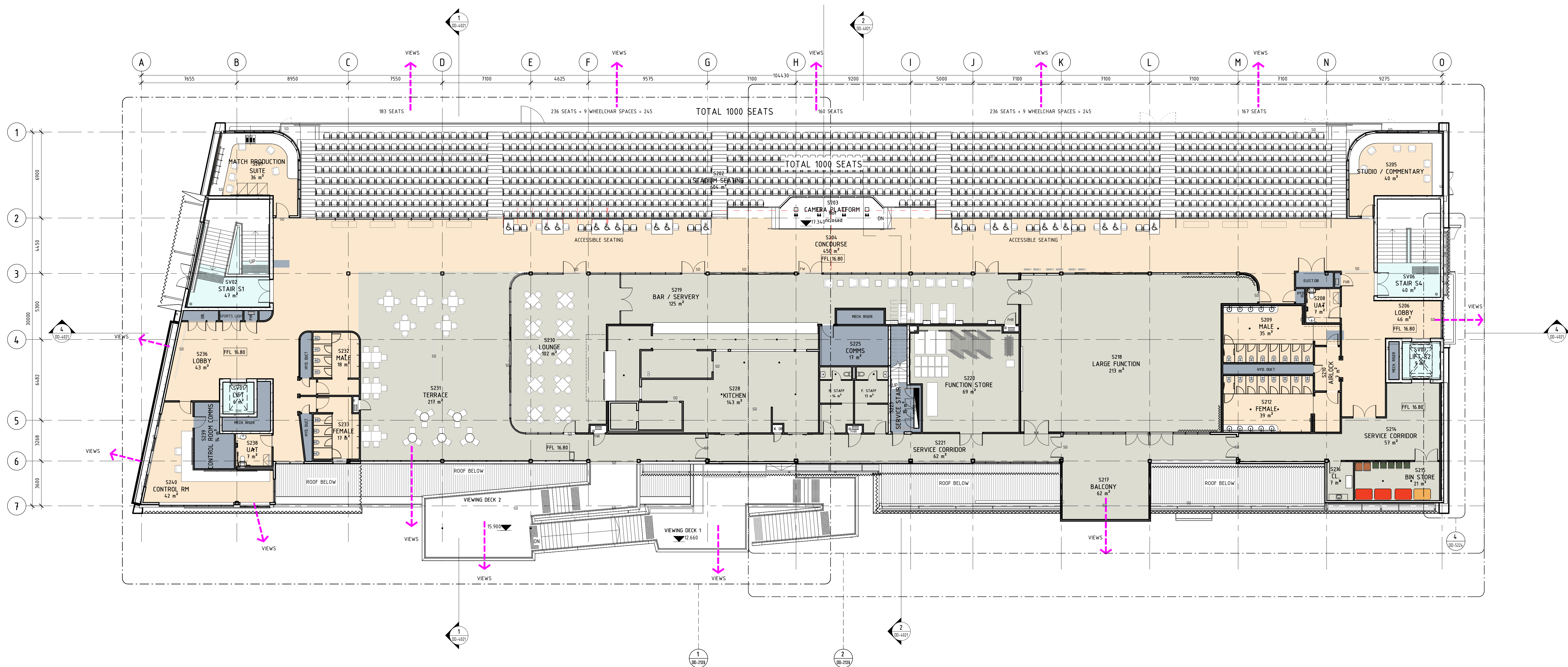
STADIUM, LEVEL 1 FLOOR PLAN

DRAWN	DESIGNED	REDUCED
CHECKED	SS	PRINCIPAL
APPROVED		
SCALE	DATE	DRAWING No.
1:150 @ A0	15.11.2024	DD-2022
PROJECT No.	2310	OF FILE No.
	15429	

THIS IS A CAD DRAWING  
DO NOT AMEND MANUALLY

XXXX-2022

SOUTH PITCH



WEST PITCH

- ZONE 3 - COMPETITIONS & EVENTS
- ZONE 5 - HOSPITALITY
- ZONE 7 - PLANT
- ZONE 8 - VERTICAL CIRCULATION

NOT FOR CONSTRUCTION

REV	DATE	DESCRIPTION	BY
G	15.11.2024	ISSUE FOR DEVELOPMENT APPLICATION	SS
F	08.11.2024	ISSUE FOR DESIGN DEVELOPMENT	SS
E	25.10.2024	ISSUE FOR DD COORDINATION	SS
D	04.10.2024	ISSUE FOR COORDINATION	AG
C	20.09.2024	ISSUE FOR 50% DD	SS
B	18.09.2024	ISSUE FOR COORDINATION	AG
A	16.08.2023	ISSUED FOR DD COORDINATION	SS

**HUNT**  
ARCHITECTS

Perth Studio | Whistler Station  
Level 2, 303 Parking Street  
Perth, WA 6000  
+61 8 922 4030  
perth@huntarchitects.com.au

Government of Western Australia  
Department of Finance  
Major Projects

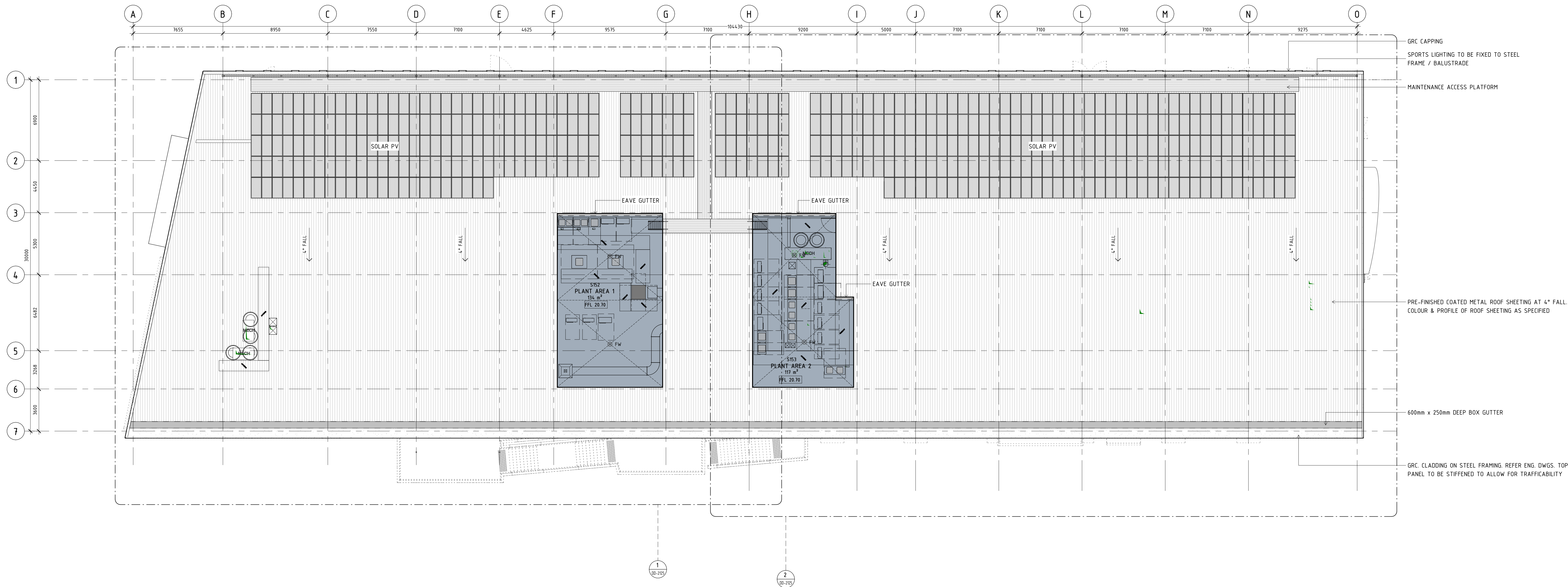
ARCHITECTURAL  
DEPARTMENT OF FINANCE  
AUSTRALIAN HOCKEY CENTRE  
KENT ST, BENTLEY WA 6102  
OVERALL FLOOR PLANS

STADIUM, LEVEL 2 FLOOR PLAN

DRAWN	DESIGNED	REDUCED
CHECKED	SS	PRINCIPAL
APPROVED		
SCALE	DATE	DRAWING No.
1:150 @ A0	15.11.2024	DD-2023
PROJECT No.	2310	OF FILE No.
15429		

THIS IS A CAD DRAWING  
DO NOT AMEND MANUALLY

XXX02-2023



NOT FOR CONSTRUCTION

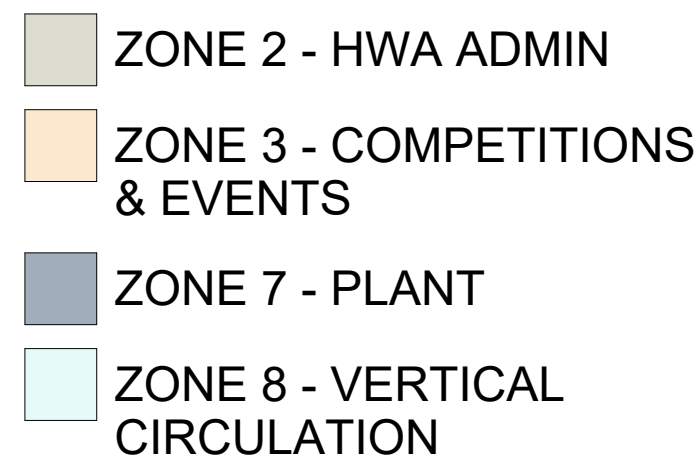
REV	DATE	DESCRIPTION	BY
A	16.08.2023	ISSUED FOR DD COORDINATION	SS
B	18.09.2023	ISSUE FOR COORDINATION	AG
C	20.09.2024	ISSUE FOR 50% DD	SP
D	04.10.2024	ISSUE FOR COORDINATION	AG
E	25.10.2024	ISSUE FOR DD COORDINATION	SP
F	08.11.2024	ISSUE FOR DESIGN DEVELOPMENT	SS
G	15.11.2024	ISSUE FOR DEVELOPMENT APPLICATION	SP

**HUNT** ARCHITECTS  
Partners: Shadia Whelan, Nathan Jones, S. 303 Parking Street, Perth, WA 6000  
+61 8 922 4030  
perth@huntarchitects.com.au

Government of Western Australia  
Department of Finance  
Major Projects


ARCHITECTURAL  
DEPARTMENT OF FINANCE  
AUSTRALIAN HOCKEY CENTRE  
KENT ST, BENTLEY WA 6102  
OVERALL FLOOR PLANS  
STADIUM, ROOF PLAN

DRAWN	DESIGNED	SS	REDUCTION
CHECKED	SS	PRINCIPAL	0
APPROVED			
SCALE	1:150 @ A0	DATE	15.11.2024
PROJECT No	2310	OF FILE No	15429
THIS IS A CAD DRAWING DO NOT AMEND MANUALLY		DRAWING No: DD-2024 REV: G	



H	15.11.2024	ISSUE FOR DEVELOPMENT APPLICATION		SP
G	08.11.2024	ISSUE FOR DESIGN DEVELOPMENT		SS
F	01.11.2024	ISSUE FOR DD COORDINATION		SS
E	25.10.2024	ISSUE FOR DD COORDINATION		SS
D	04.10.2024	ISSUE FOR COORDINATION		AG
C	20.09.2024	ISSUE FOR 50% DD		SS
B	18.09.2024	ISSUE FOR COORDINATION		AG
A	16.08.2024	ISSUE FOR DD COORDINATION		SS
REV	DATE	DESCRIPTION		BY





2 LEVEL PLANT  
1A-3103 SCALE 1:150

NOT FOR CONSTRUCTION

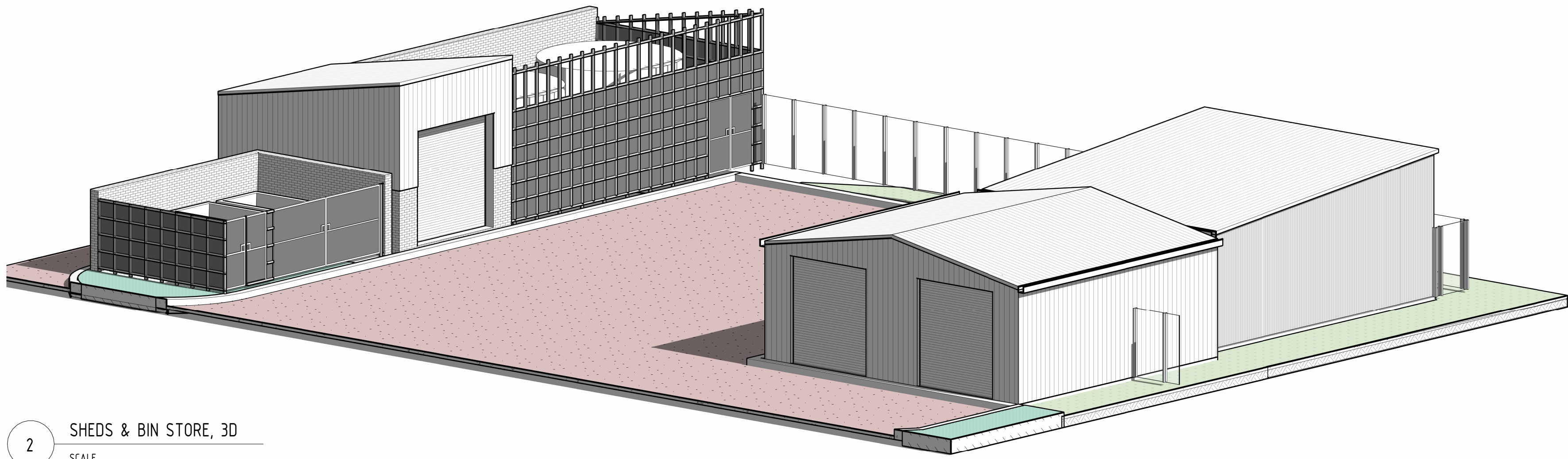
REV	DATE	DESCRIPTION	BY
H	15.11.2024	ISSUE FOR DEVELOPMENT APPLICATION	SP
G	18.11.2024	ISSUE FOR DESIGN DEVELOPMENT	SS
F	01.11.2024	ISSUE FOR DD COORDINATION	SS
E	25.10.2024	ISSUE FOR DD COORDINATION	SS
D	04.10.2024	ISSUE FOR COORDINATION	AG
C	20.09.2024	ISSUE FOR 50% DD	SS
B	18.09.2024	ISSUE FOR COORDINATION	AG
A	16.08.2024	ISSUE FOR DD COORDINATION	SS

**HUNT** ARCHITECTS  
Perth Studio | Whistler Station  
Level 2, 303 Manning Street  
Perth, WA 6000  
+61 8 922 4030  
perth@huntarchitects.com.au

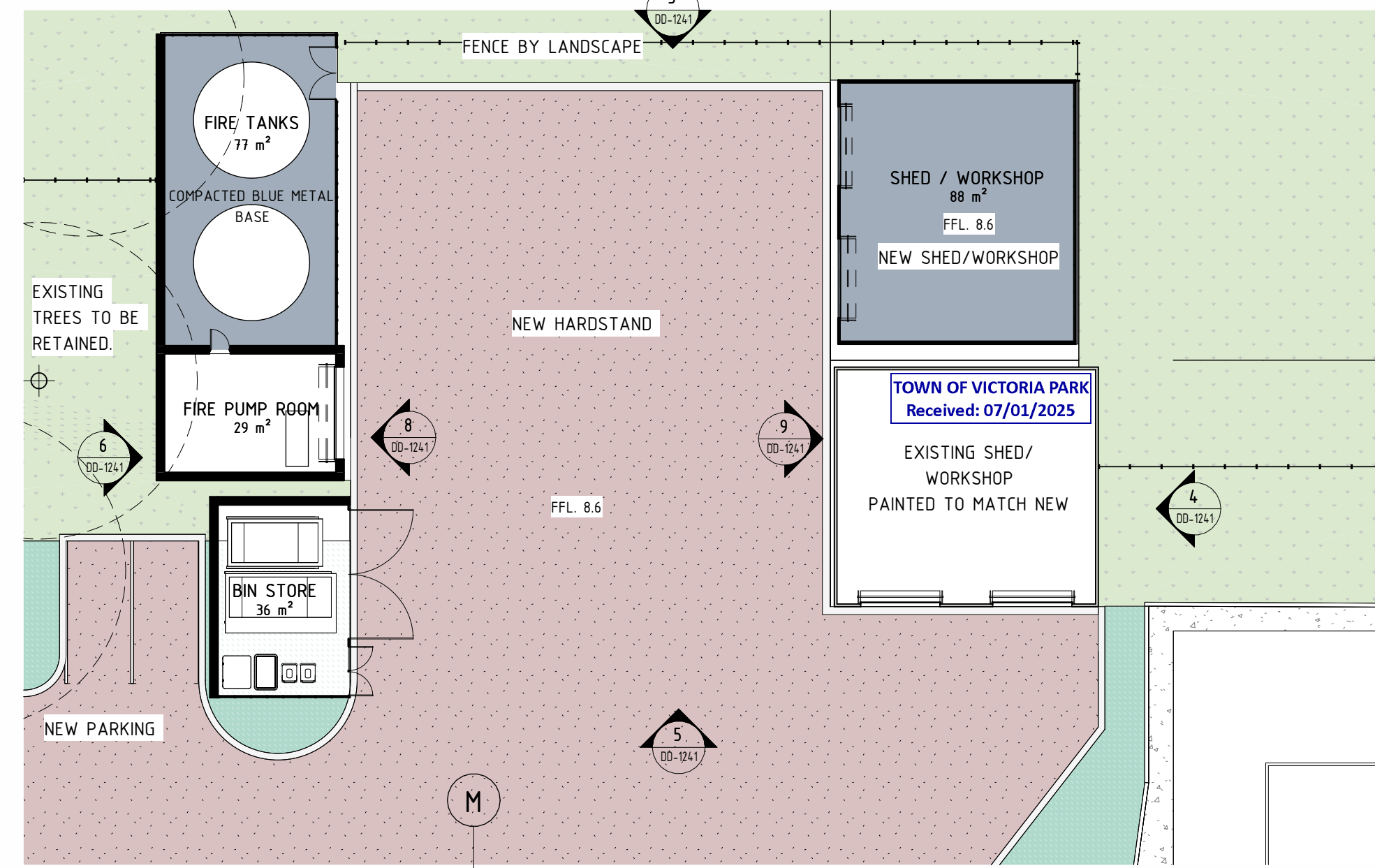
Government of Western Australia  
Department of Finance  
Major Projects

ARCHITECTURAL  
DEPARTMENT OF FINANCE  
AUSTRALIAN HOCKEY CENTRE  
HAYMAN RD, BENTLEY WA 6102  
OVERALL FLOOR PLANS

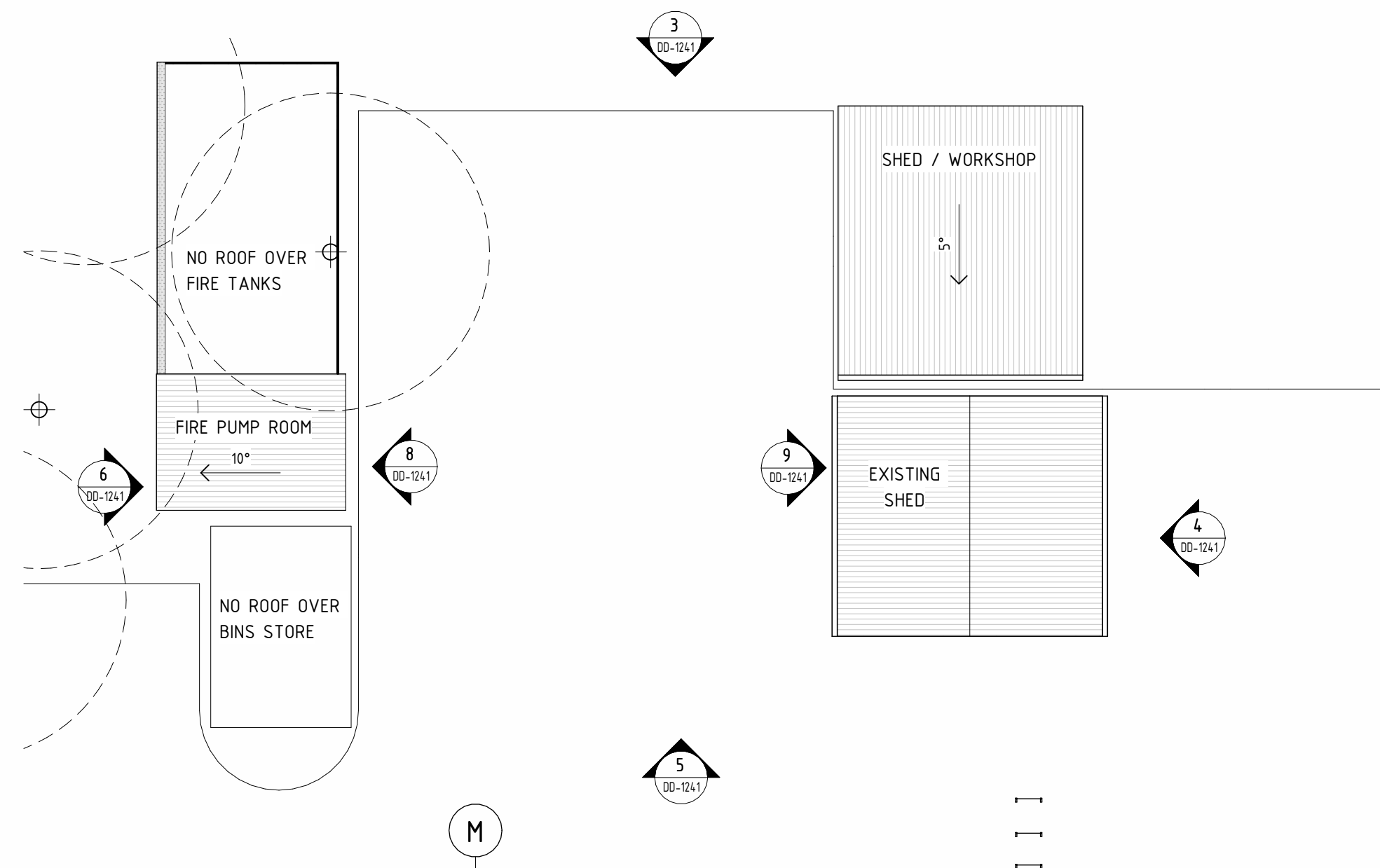
IND, ROOF PLAN	DESIGNED	Designer	REDUCED
DRAWN	AG	PRINCIPAL	0
CHECKED	SS		
APPROVED	SS		
SCALE	1:150 @ A0	DATE	15.11.2024
PROJECT No	2310	OF FILE No	15429
THIS IS A CAD DRAWING DO NOT AMEND MANUALLY			REV DD-2053 H



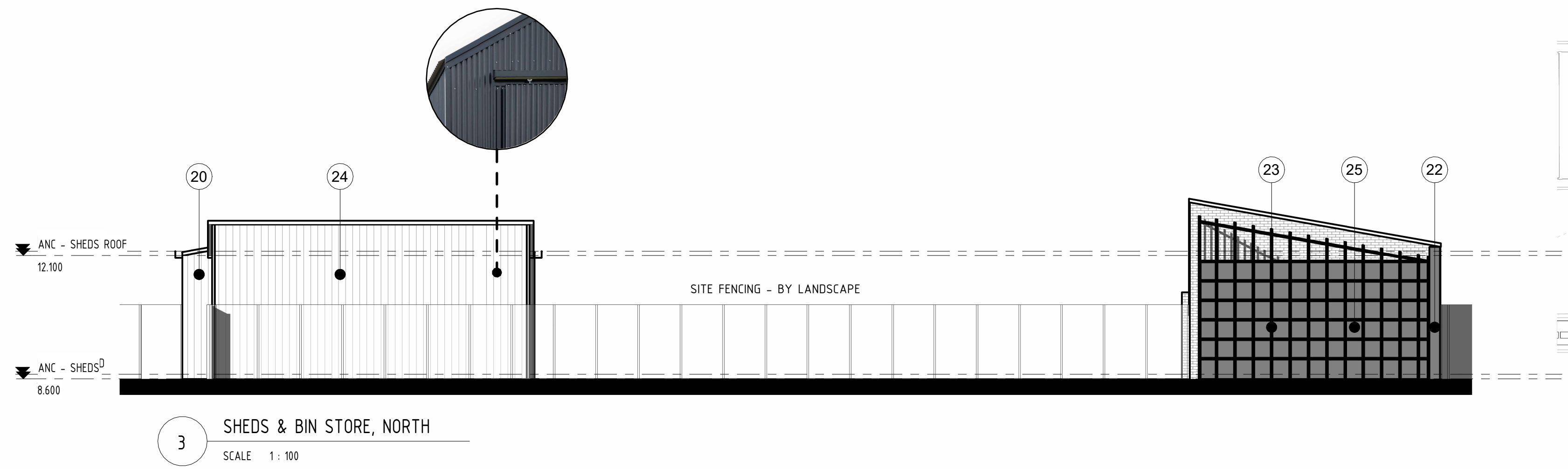
2 SHEDS & BIN STORE, 3D  
SCALE



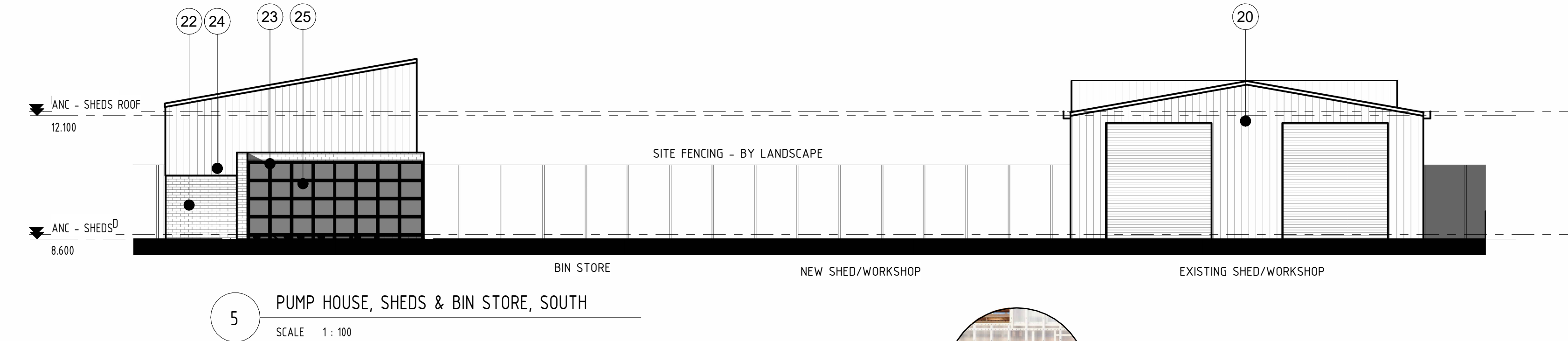
1 SHEDS & BIN STORE, PLAN  
SCALE 1: 200



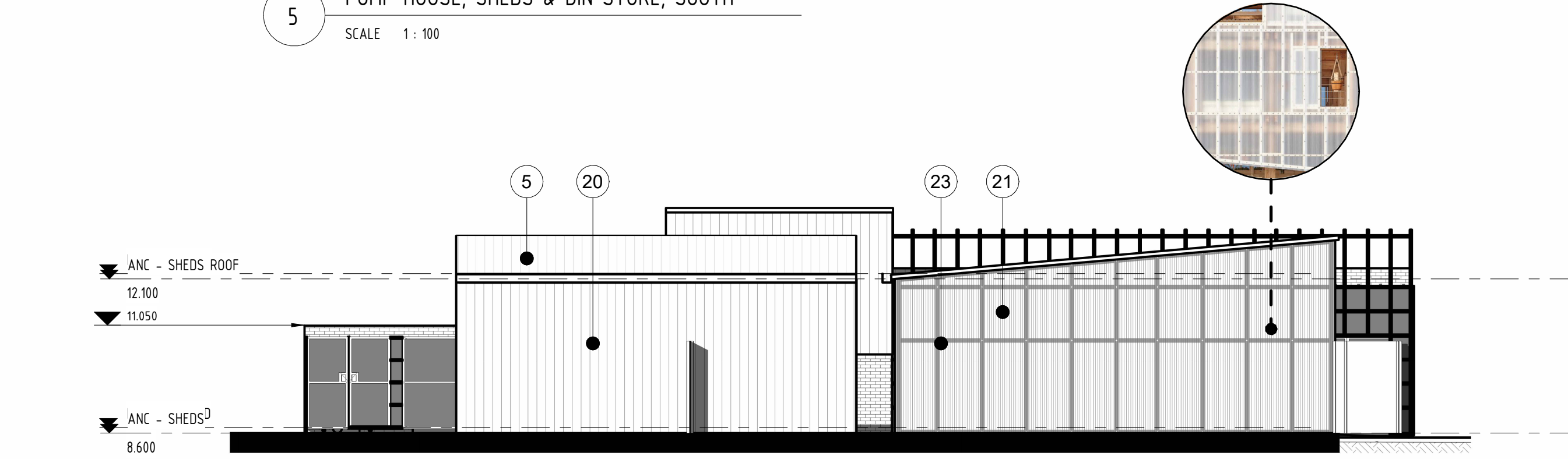
7 ANC - SHEDS ROOF  
SCALE 1: 200



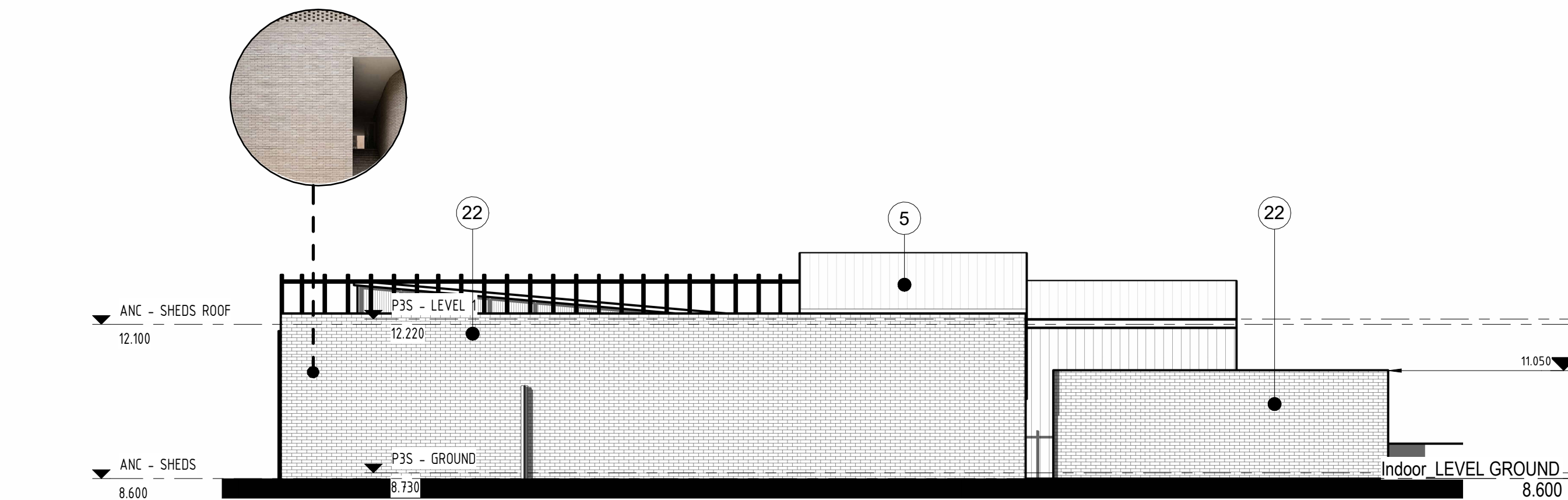
3 SHEDS & BIN STORE, NORTH  
SCALE 1: 100



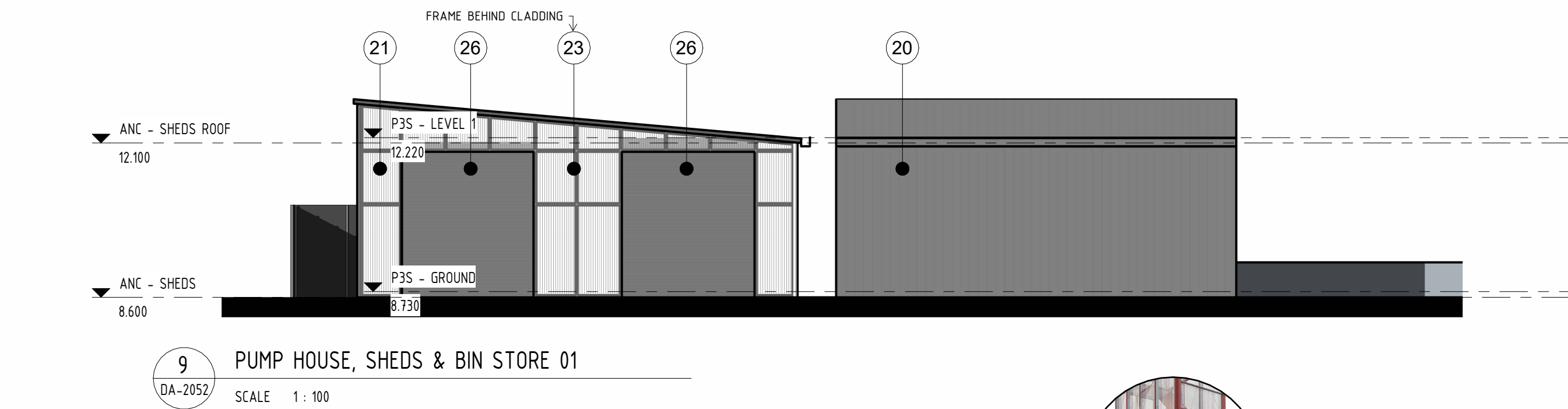
5 PUMP HOUSE, SHEDS & BIN STORE, SOUTH  
SCALE 1: 100



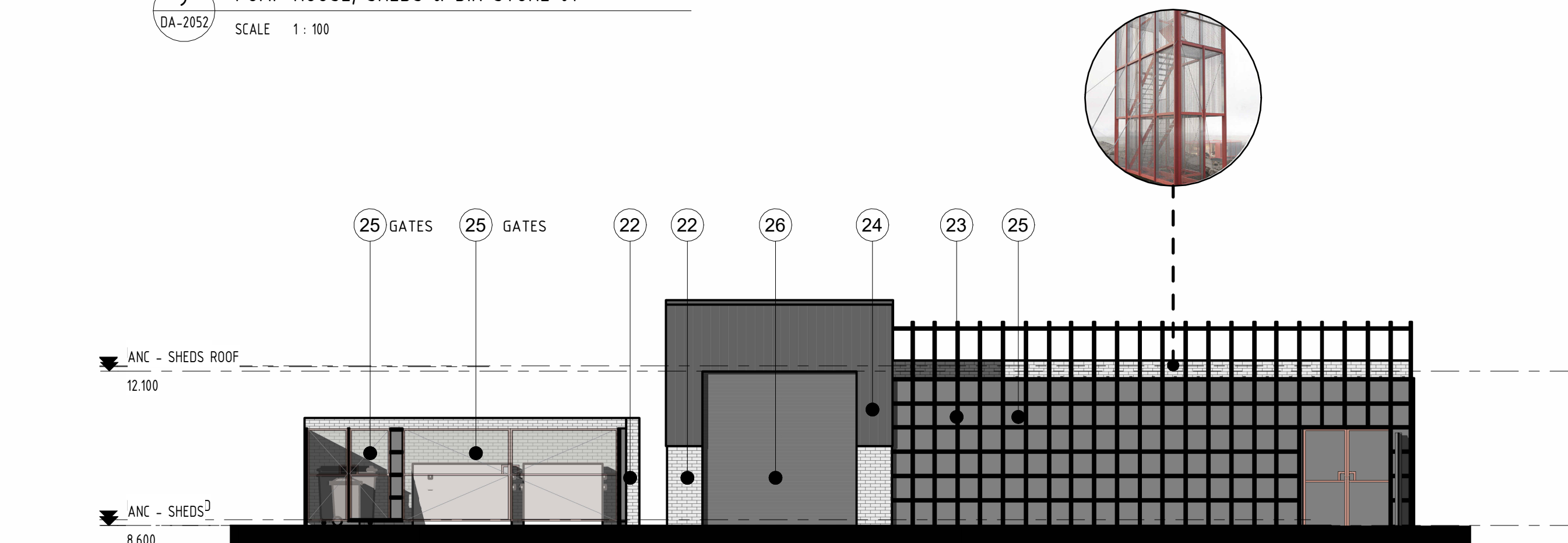
4 PUMP HOUSE, SHEDS & BIN STORE, EAST  
SCALE 1: 100



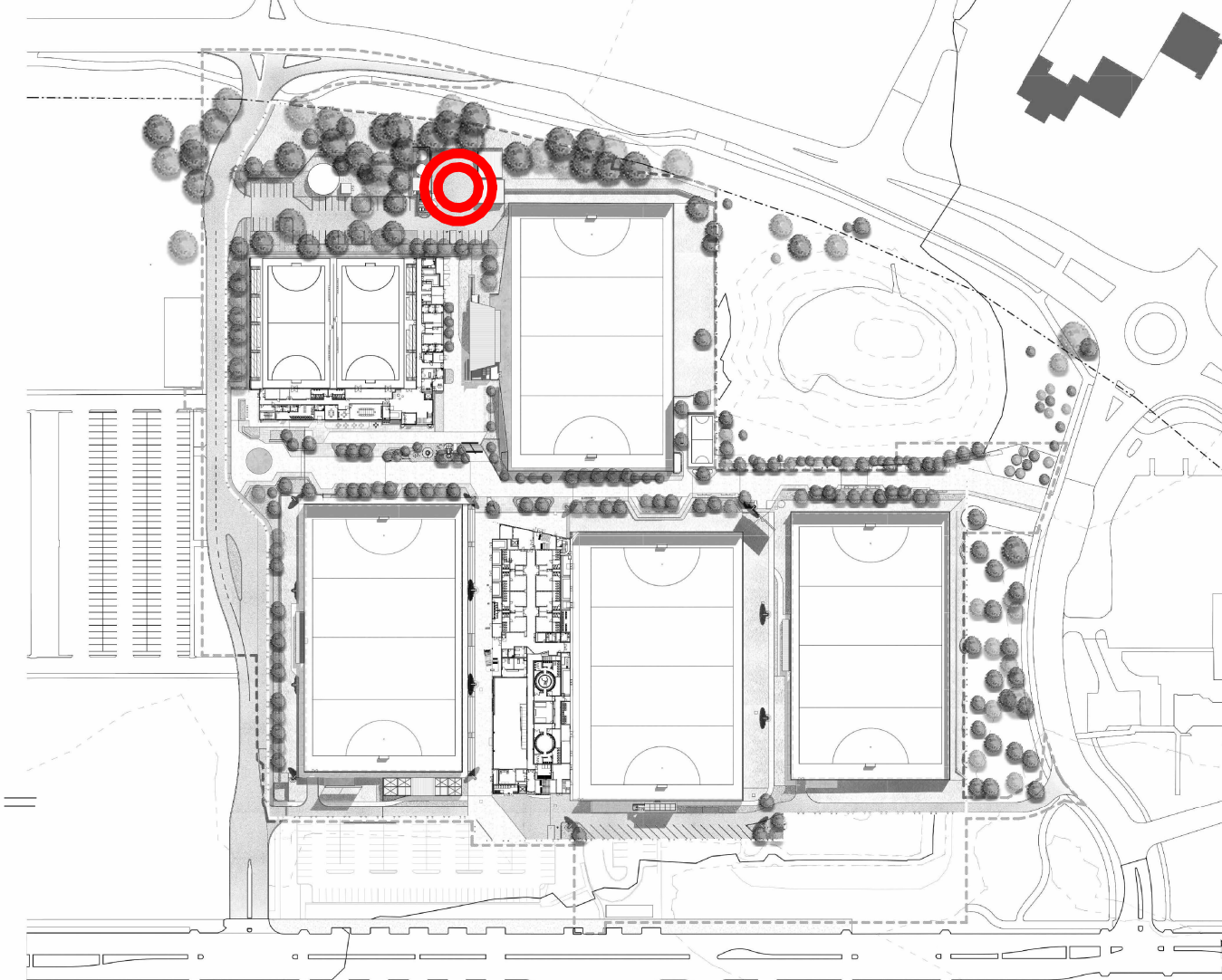
6 PUMP HOUSE, SHEDS & BIN STORE, WEST  
SCALE 1: 100



9 PUMP HOUSE, SHEDS & BIN STORE 01  
SCALE 1: 100



8 PUMP HOUSE, SHEDS & BIN STORE 02  
SCALE 1: 100



#### LEGEND

1. PRECAST CONCRETE - CLASS 2C PANEL
2. PRECAST CONCRETE - CLASS 2C BLADE
3. METAL CASSETTE FACADE SYSTEM
4. FOLDED PERFORATED METAL SCREEN
5. METAL DECK ROOF SHEET
6. STEEL COLUMN - PAINT FINISH (INTUMESCENT W/ARCHITECTURAL COATING)
7. HIGH PERFORMANCE GLASS
8. PRE-FINISHED CFC PANEL
9. WEBFORGE ALUMINIUM GRATING WITH POWDERCOAT FINISH
10. GLASS BALUSTRADE (115m HIGH)
11. GALVANIZED STEEL BALUSTRADE (12m HIGH)
12. PANEL LIFT DOOR - METAL FACED
13. BIFOLDING GLAZED DOOR / WINDOW
14. VERTICAL BIFOLDING PANEL LIFT GLAZED DOOR
15. VERTICAL S.S TENSIONED CABLED SYSTEM
16. INTEGRATED PLANTER BOX
17. STEEL TRUSS / COLUMN - ARCHITECTURAL PAINT FINISH W/ ANTI ROOSTING MESH
18. WOVEN STAINLESS STEEL MESH SCREEN
19. TYPICAL MECHANICAL VENTILATION LOUVER - POWDERCOAT FINISH
20. EXISTING METAL CLADDING
21. POLYCARBONATE SHEET CLADDING
22. FACE BRICK - STRETCHER BOND
23. STEEL FRAME - SHOP APPLIED ARCHITECTURAL PAINT FINISH
24. PROFILED METAL DECK WALL CLADDING
25. PERFORATED METAL CLADDING - 3mm ALUMINIUM - POWDERCOAT FINISH
26. METAL ROLLER DOOR - POWDERCOAT FINISH
27. VENTILATION LOUVER - POWDERCOAT FRAME

NOT FOR CONSTRUCTION

REV	DATE	DESCRIPTION	BY
G	06.01.2025	REVISED FOR DEVELOPMENT APPLICATION	SS
F	15.11.2024	ISSUE FOR DEVELOPMENT APPLICATION	SS
E	08.11.2024	ISSUE FOR DESIGN DEVELOPMENT	SS
D	10.07.2024	SCHEMATIC DESIGN	SS
C	01.03.2024	SCHEMATIC DESIGN	SS
B	23.02.2024	ISSUED FOR SD COORDINATION	SS
A	03.10.2023	SCHEMATIC DESIGN	SS

**HUNT** ARCHITECTS  
Partners: Shaleen, Whelan, Hutton  
Level 1, 301 Park Street  
Perth, WA 6000  
08 9252 4000  
perth@huntarchitects.com.au

**Government of Western Australia**  
Department of Finance  
Major Projects

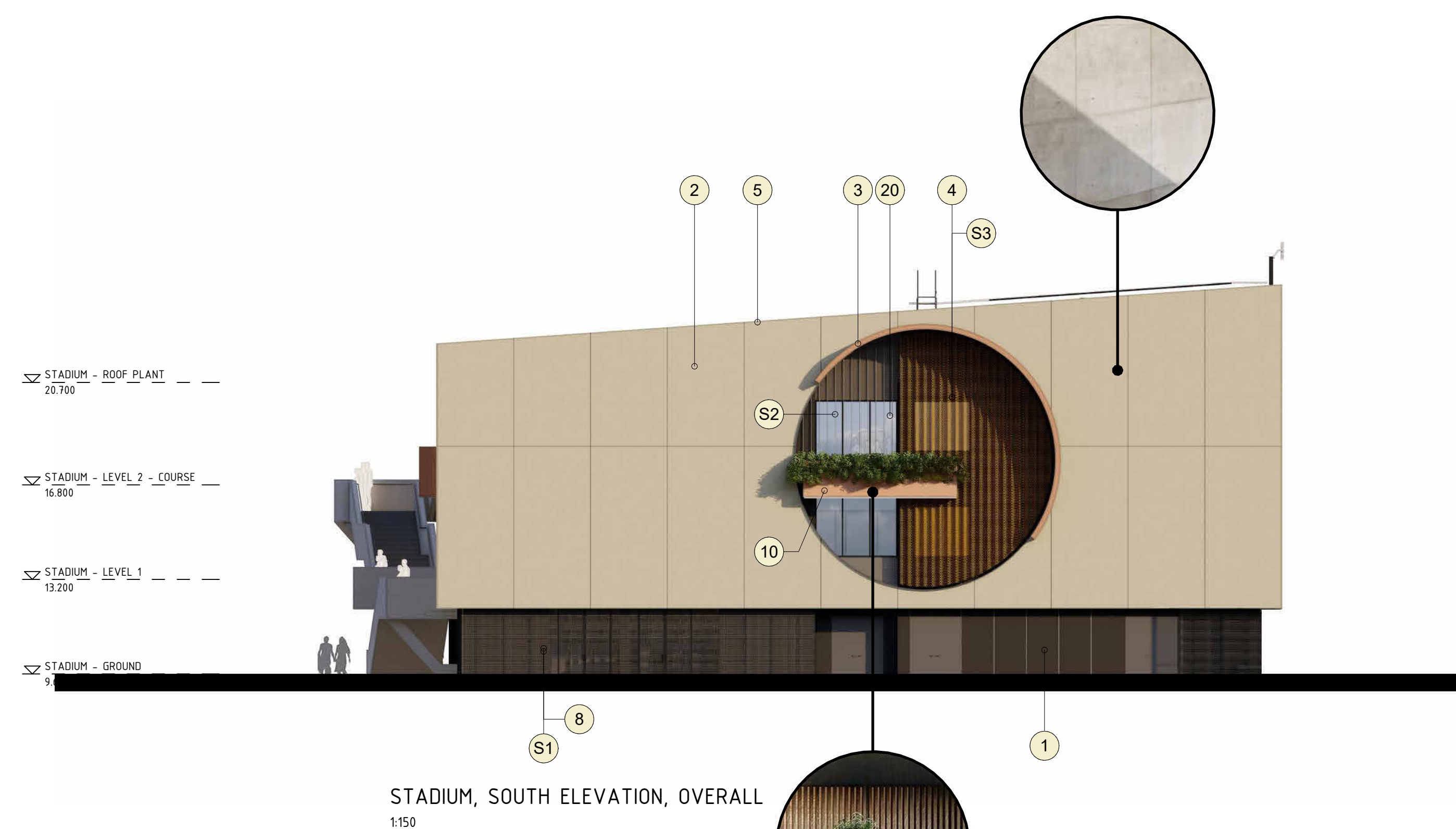

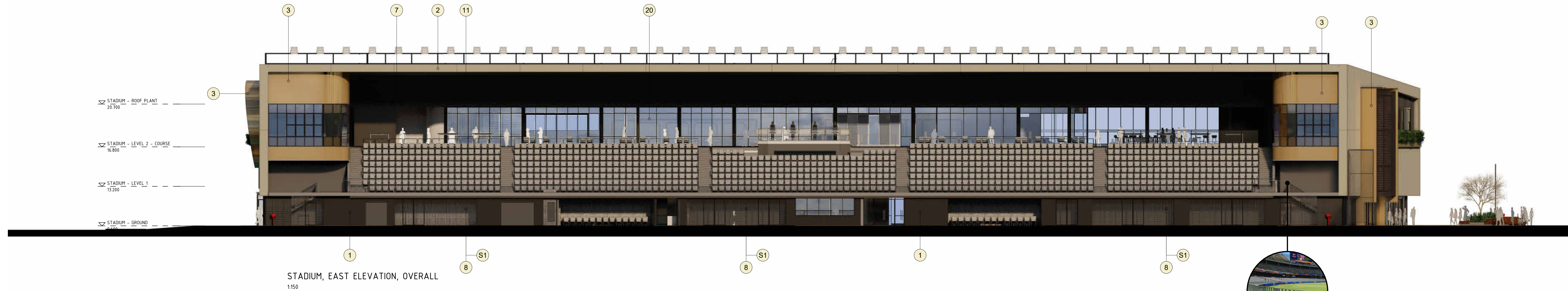
ARCHITECTURAL  
DEPARTMENT OF FINANCE  
AUSTRALIAN HOCKEY CENTRE  
KENT ST, BENTLEY WA 6102

OVERALL FLOOR PLANS  
ANCILLARY - SHEDS & STORES

DRAWN	NAL	DESIGNED	Designer	REDUCED
CHECKED	SS	PRINCIPAL		0
APPROVED	SS			
SCALE	As indicated @ A0	DATE	06.01.2025	DRAWING No. DD-1241
PROJECT No	2310	OF FILE No		REV. G

THIS IS A CAD DRAWING  
DO NOT AMEND MANUALLY

XX002-1241



## MATERIAL LEGEND

1. PRECAST CONCRETE - CLASS 2C PANEL
2. GLASS FIBRE REINFORCED CONCRETE CLADDING
3. ALUMINUM CASSETTE FACADE SYSTEM
4. 3MM ALUMINUM FOLDED PERFORATED METAL SCREEN
5. METAL DECK ROOF SHEET
6. STEEL COLUMN - PAINT FINISH (INTUMESCENT W/ARCHITECTURAL COATING)
7. PRE-FINISHED CPC PANEL
8. OPEN MESH ALUMINUM GRATING SCREEN WITH POWDERCOAT FINISH
9. VERTICAL BIFOLDING PANEL LIFT GLAZED DOOR
10. ALUMINUM CASSETTE CLADDING TO PLANTER BOX
11. STEEL TRUSS / COLUMN - ARCHITECTURAL PAINT FINISH W/ ANTI ROOSTING MESH
12. EXISTING METAL CLADDING
13. POLYCARBONATE SHEET CLADDING
14. FACE BRICK - STRETCHER BOND
15. STEEL FRAME - SHOP APPLIED ARCHITECTURAL PAINT FINISH
16. PROFILED METAL DECK WALL CLADDING
17. METAL ROLLER DOOR - POWDERCOAT FINISH
18. IN SITU CONCRETE - CLASS 2C
19. GLAZED OPERABLE LOUVRES
20. HIGH PERFORMANCE GLAZING

EXTERNAL SCREEN/LOUVRES SCHEDULE & LEGEND	
TYPE MARK	DESCRIPTION
51	ALUMINUM OPEN MESH SCREEN ON GALVANIZED STEEL FRAME. POWDERCOAT FINISH.
52	3/16 STAINLESS STEEL TENSION WIRES FOR FOLIAGE, TRAINING & CLIMBING VEGETATION.
53	3mm FOLDED PERFORATED ALUMINUM - PATTERN TYPE 1 - 50% OPEN AREA - POWDERCOATED FINISH ON GALVANIZED STEEL OUTRIGGERS & RAILS.
54	3mm FOLDED PERFORATED ALUMINUM - PATTERN TYPE 1 - 65% OPEN AREA - POWDERCOATED FINISH ON GALVANIZED STEEL OUTRIGGERS & RAILS.
55	3mm FOLDED PERFORATED ALUMINUM - PATTERN TYPE 2 - 50% OPEN AREA - POWDERCOATED FINISH ON GALVANIZED STEEL OUTRIGGERS & RAILS.
56	100mm SINGLE STAGE WEATHER RESISTANT MECHANICAL VENTILATION LOUVRES WITH INTEGRATED VERMIM MESH. POWDER COAT FINISH.
57	100mm SINGLE STAGE WEATHER RESISTANT MECHANICAL VENTILATION LOUVRES INTEGRATED INTO WINDOW FRAMING SYSTEM. POWDER COAT FINISH TO MATCH WINDOW FRAME.
58	ALUMINUM EGG CRATE GRILL. POWDERCOAT FINISH.
59	IN WALL OPERABLE VENTILATION LOUVRES. POWDERCOATED FINISH BRACK. ELECTRIC ACTUATOR LINK TO BMS SYSTEM.

NOT FOR CONSTRUCTION


A	15.11.2024	ISSUE FOR DEVELOPMENT APPLICATION	SP
REV	DATE	DESCRIPTION	BY

**HUNT**  
ARCHITECTS

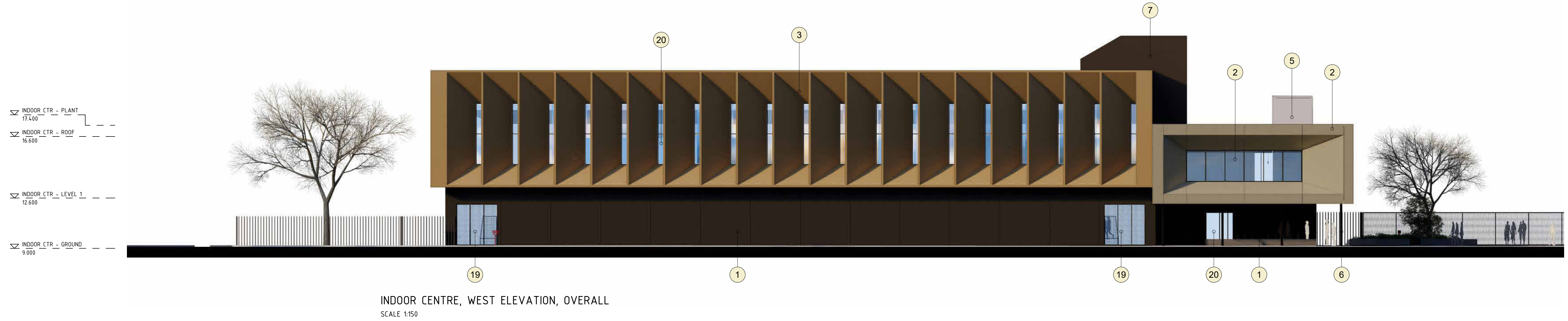
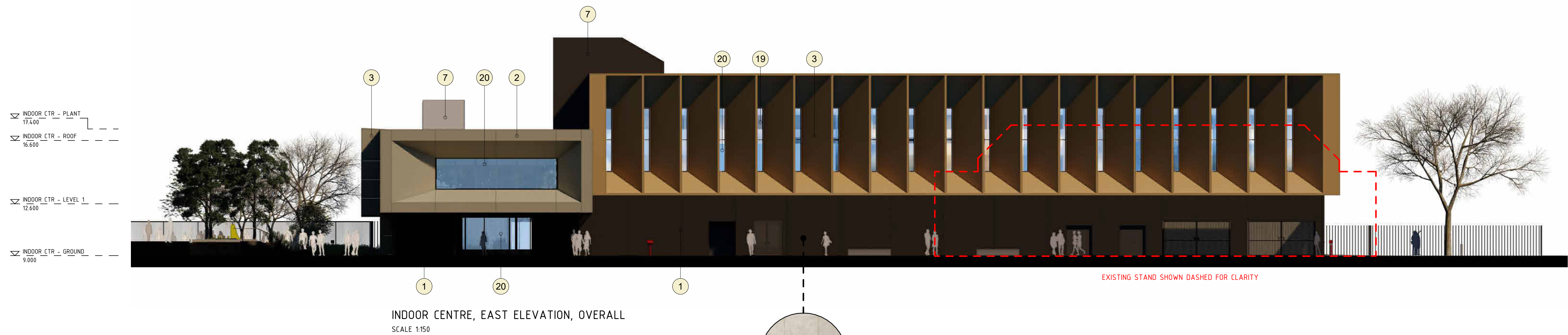
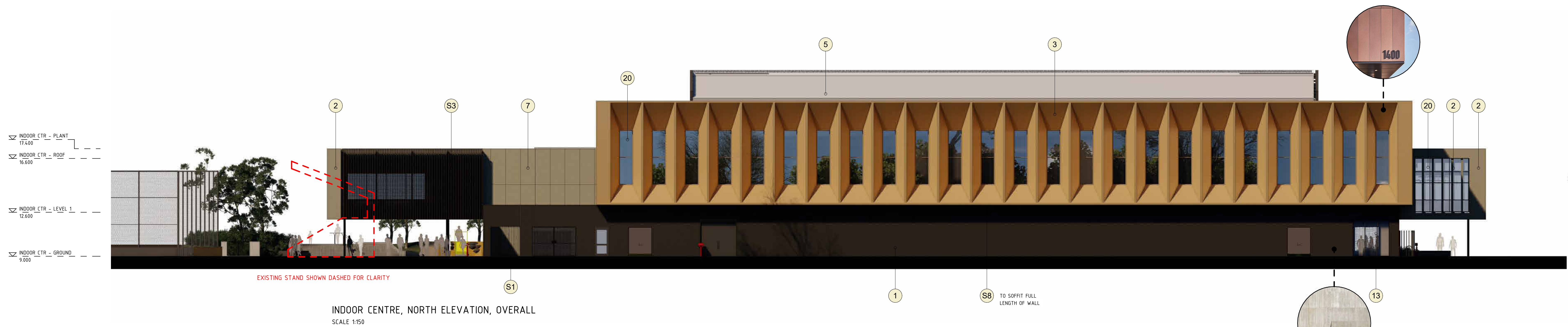
Perth Studio Whadjuk Nation  
Level 3, 242 Murray Street,  
Perth, WA 6000  
+618 9322 6933  
perth@huntarchitects.com.au

 Government of **Western Australia**  
Department of **Finance**  
Major Projects

ARCHITECTURAL  
DEPARTMENT OF FINANCE  
AUSTRALIAN HOCKEY CENTRE  
KENT ST, BENTLEY WA 6102  
GA BUILDING ELEVATIONS  
STADIUM, OVERALL ELEVATIONS

DRAWN	-	DESIGNED	SS	REDUCTION	
CHECKED	SS	PRINCIPAL		0	
APPROVED	-				
SCALE	1 : 100 @ A0	DATE	15.11.2024	DRAWING No.	REV
PROJECT No	2310	DP FILE No	15429	DD-3021	A

THIS IS A CADD DRAWING  
DO NOT AMEND MANUALLY



MATERIAL LEGEND	
1.	PRECAST CONCRETE - CLASS 2C PANEL
2.	GLASS FIBRE REINFORCED CONCRETE CLADDING
3.	ALUMINUM CASSETTE FACADE SYSTEM
4.	3MM ALUMINUM FOLDED PERFORATED METAL SCREEN
5.	METAL DECK ROOF SHEET
6.	STEEL COLUMN - PAINT FINISH INTUMESCENT W/ARCHITECTURAL COATING
7.	PRE-FINISHED CFC PANEL
8.	OPEN MESH ALUMINUM GRATING SCREEN WITH POWDERCOAT FINISH
9.	VERTICAL BIFOLDING PANEL LIFT GLAZED DOOR
10.	ALUMINUM CASSETTE CLADDING TO PLANTER BOX
11.	STEEL TRUSS / COLUMN - ARCHITECTURAL PAINT FINISH W/ ANTI ROOSTING MESH
12.	EXISTING METAL CLADDING
13.	POLYCARBONATE SHEET CLADDING
14.	FACE BRICK - STRETCHER BOND
15.	STEEL FRAME / COLUMN - SHOP APPLIED ARCHITECTURAL PAINT FINISH
16.	PROFILED METAL DECK WALL CLADDING
17.	METAL ROLLER DOOR - POWDERCOAT FINISH
18.	IN SITU CONCRETE - CLASS 2C
19.	GLAZED OPERABLE LOUVRES
20.	HIGH PERFORMANCE GLAZING

EXTERNAL SCREEN/LOUVRES SCHEDULE & LEGEND	
TYPE MARK	DESCRIPTION
S1	ALUMINUM OPEN MESH SCREEN ON GALVANIZED STEEL FRAME. POWDERCOAT FINISH.
S2	316 STAINLESS STEEL TENSION WIRES FOR VERTICAL TRAINING & CLIMBING VEGETATION.
S3	3mm FOLDED PERFORATED ALUMINUM - PATTERN TYPE 1 - 50% OPEN AREA - POWDERCOATED FINISH ON GALVANIZED STEEL OUTRIGGERS & RAILS.
S4	3mm FOLDED PERFORATED ALUMINUM - PATTERN TYPE 1 - 65% OPEN AREA - POWDERCOATED FINISH ON GALVANIZED STEEL OUTRIGGERS & RAILS.
S5	3mm FOLDED PERFORATED ALUMINUM - PATTERN TYPE 2 - 50% OPEN AREA - POWDERCOATED FINISH ON GALVANIZED STEEL OUTRIGGERS & RAILS.
S6	100mm SINGLE STAGE WEATHER RESISTANT MECHANICAL VENTILATION LOUVRES WITH INTEGRATED VERMIN MESH. POWDER COAT FINISH.
S7	100mm SINGLE STAGE WEATHER RESISTANT MECHANICAL VENTILATION LOUVRES INTEGRATED INTO WINDOW FRAMING SYSTEM. POWDER COAT FINISH TO MATCH WINDOW FRAME.
S8	ALUMINUM EGG CRATE GRILL. POWDERCOAT FINISH.
S9	IN WALL OPERABLE VENTILATION LOUVRES. POWDERCOATED FINISH BLACK. ELECTRIC ACTUATOR LINKED TO BMS SYSTEM.

NOT FOR CONSTRUCTION

REV	DATE	DESCRIPTION	BY
C	15.11.2024	ISSUE FOR DEVELOPMENT APPLICATION	SP
B	20.09.2024	ISSUE FOR 50% DD	SS
A	16.08.2024	ISSUE FOR DD COORDINATION	SS

**HUNT**  
ARCHITECTS  
Partners: Shadi, Waleed, Nathan  
Phone: 08 9433 3333  
Email: info@huntarchitects.com.au

Government of Western Australia  
Department of Finance  
Major Projects

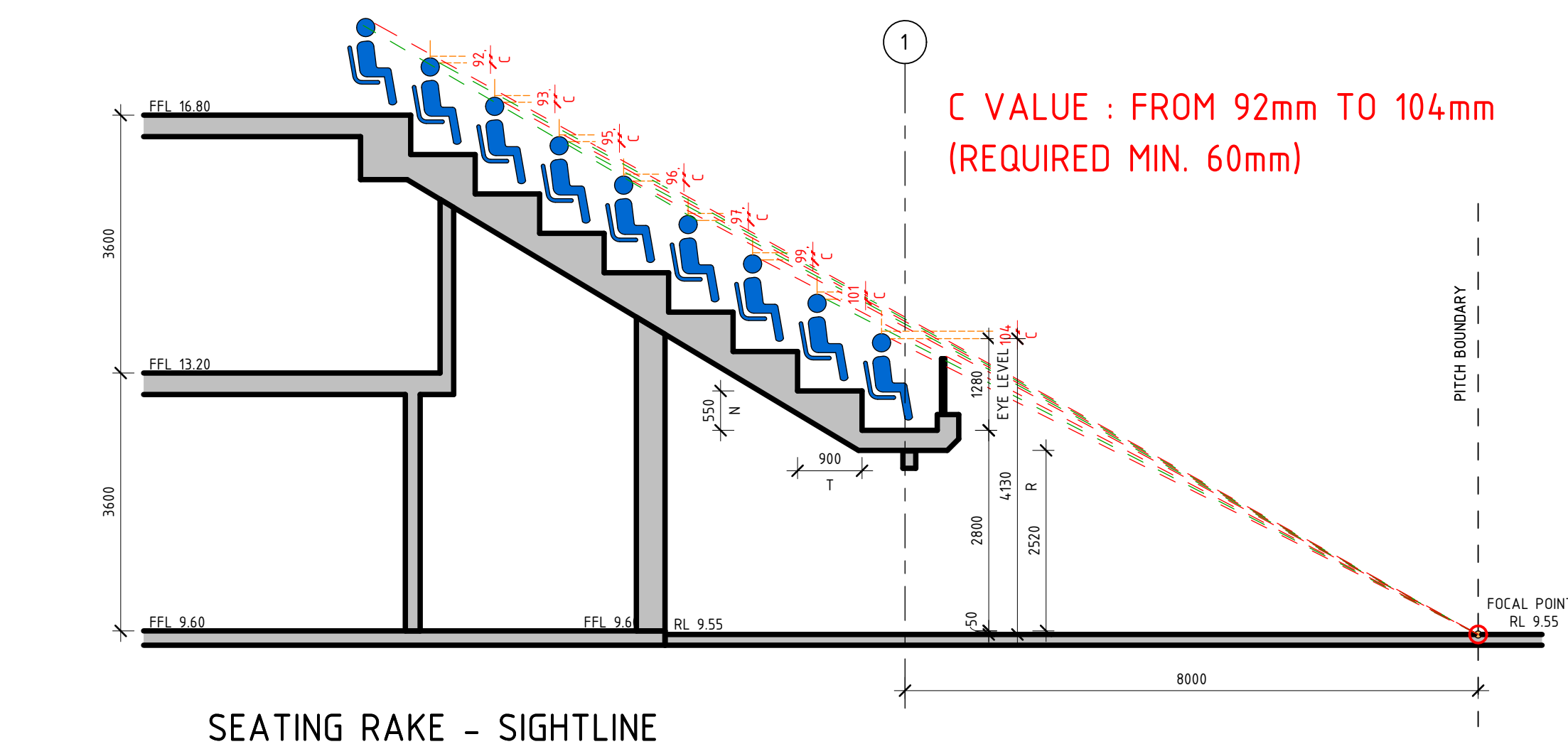
ARCHITECTURAL  
DEPARTMENT OF FINANCE  
AUSTRALIAN HOCKEY CENTRE  
HAYMAN RD, BENTLEY WA 6102

OVERALL ELEVATIONS  
IND. ELEVATIONS - SHEET 1

DRAWN	AG	DESIGNED	Designer	REDUCED
CHECKED	SS	PRINCIPAL		0
APPROVED	SS			
SCALE	1:100 @ A0	DATE	15.11.2024	DRAWING No. DD-3051
PROJECT No	2310	OF FILE No	15429	REV C

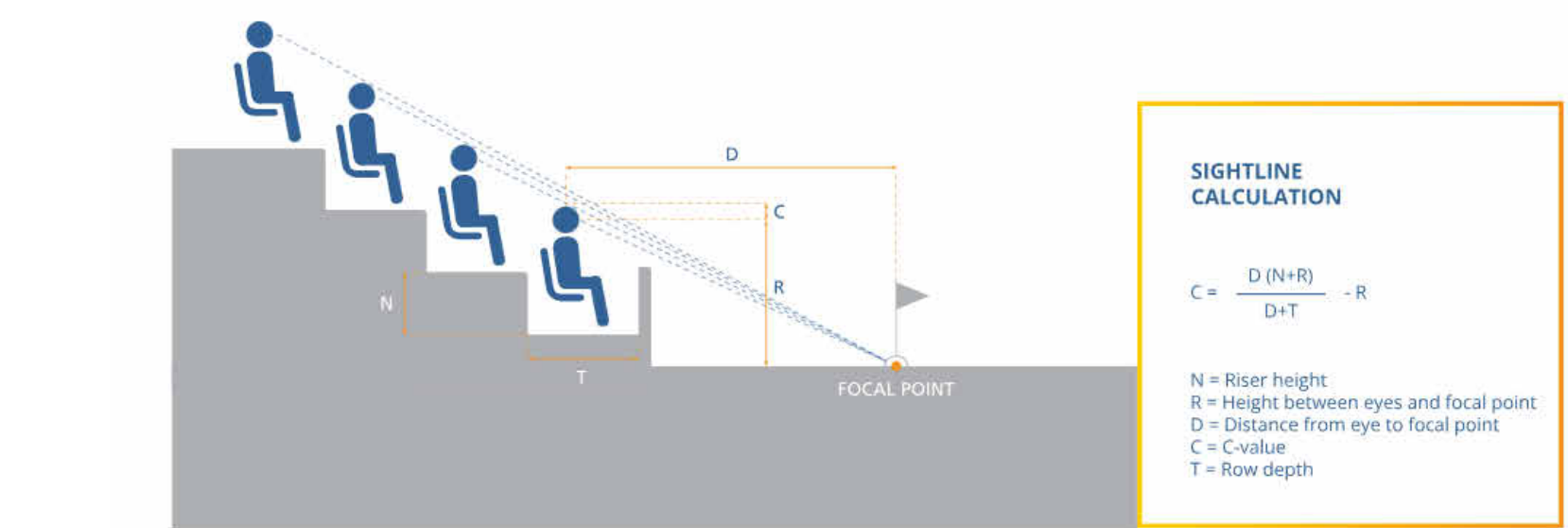
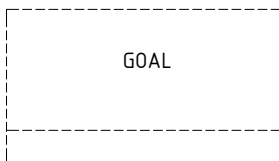
THIS IS A CAD DRAWING  
DO NOT AMEND MANUALLY

XX002-3051




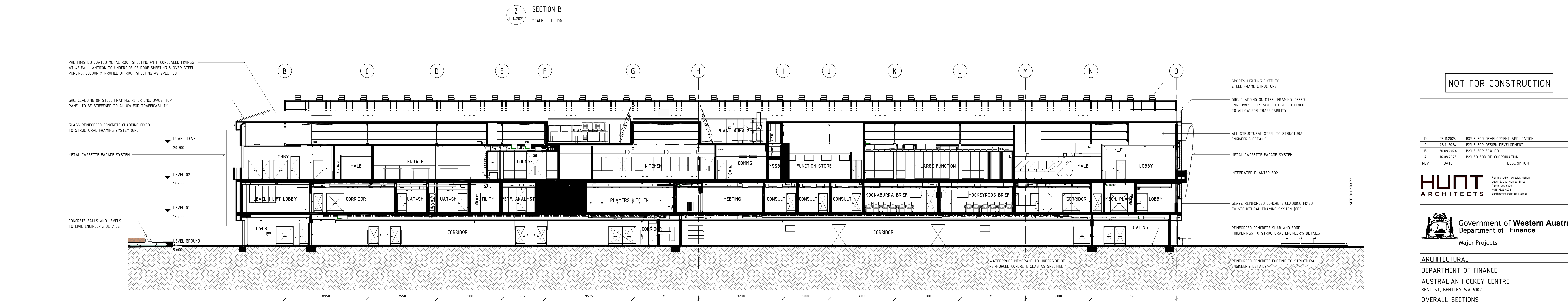
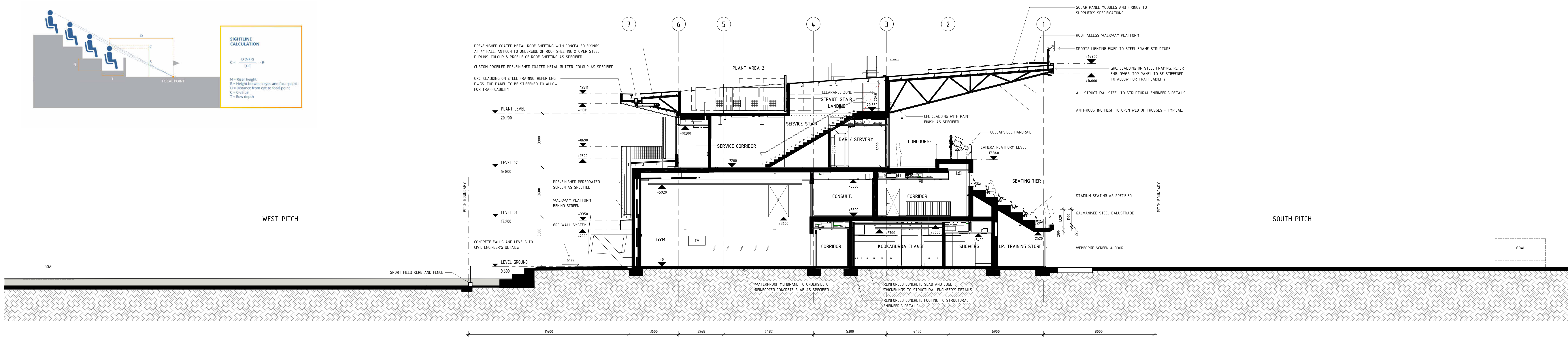
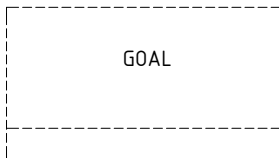
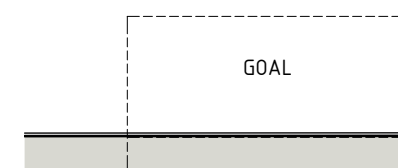
WEST PITCH

SOUTH PITCH



WEST PITCH

SOUTH PITCH



SECTION NOTES	
1.	ALL EXISTING LEVELS TO BE VERIFIED ON SITE
2.	ALL ELECTRICAL, MECHANICAL & HYDRAULIC WORKS REFER TO ENGINEER'S DRAWINGS

TOWN OF VICTORIA PARK  
Received: 07/01/2025

NOT FOR CONSTRUCTION

REV	DATE	DESCRIPTION	BY
D	15.11.2024	ISSUE FOR DEVELOPMENT APPLICATION	SP
C	08.11.2024	ISSUE FOR DESIGN DEVELOPMENT	SS
B	20.09.2024	ISSUE FOR 50% DD	SP
A	16.08.2023	ISSUED FOR DD COORDINATION	SS

**HUNT ARCHITECTS**  
Partners: Shadi, Whelan, Nolan  
Level 3, 301 Spring Street  
Perth, WA 6000  
08 922 4020  
perth@huntarchitects.com.au

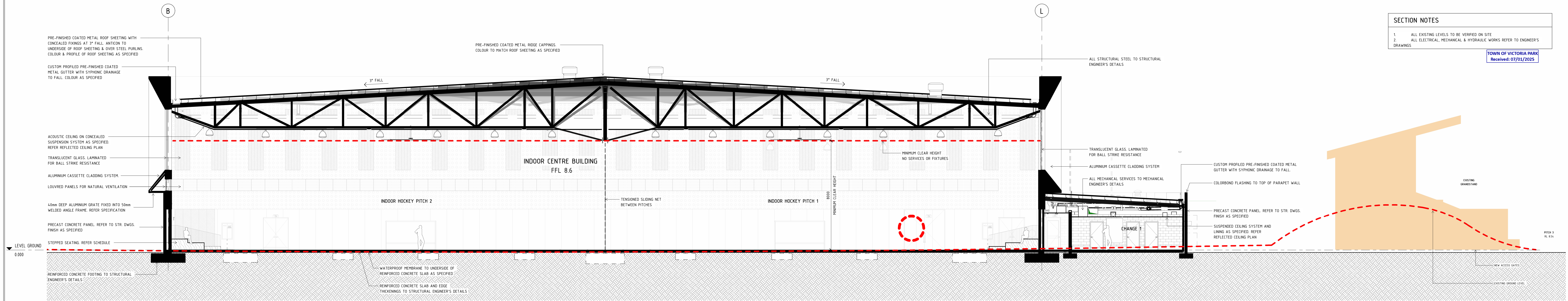
**Government of Western Australia**  
Department of Finance  
Major Projects

ARCHITECTURAL  
DEPARTMENT OF FINANCE  
AUSTRALIAN HOCKEY CENTRE  
KENT ST, BENTLEY WA 6102

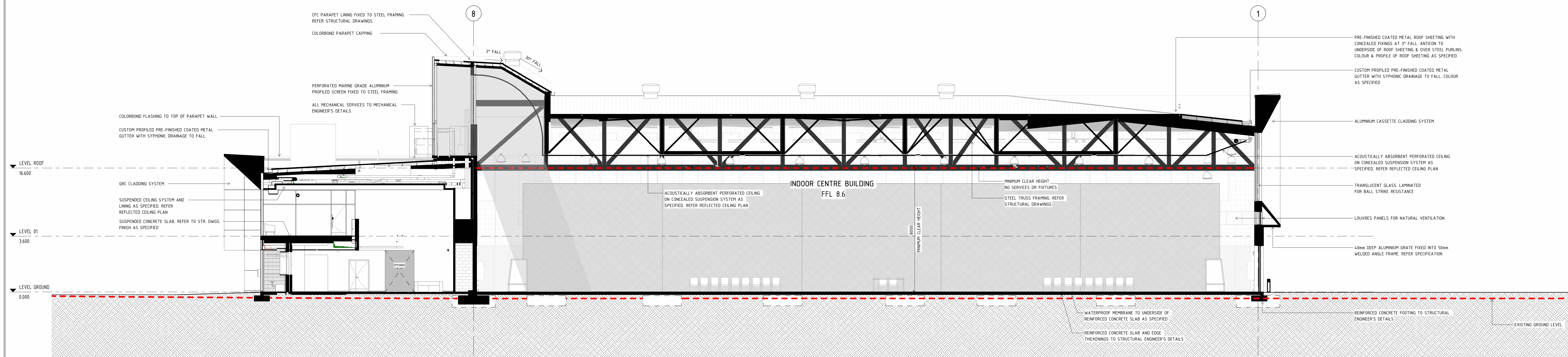
OVERALL SECTIONS  
STADIUM, SECTIONS - SHEET 1

DRAWN	HA	DESIGNED	Designer	REDUCED
CHECKED	HA	PRINCIPAL		0
APPROVED	Approver			
SCALE	As indicated @ A0	DATE	15.11.2024	DRAWING No. DD-4021
PROJECT No	2310	OF FILE No	15429	REV D

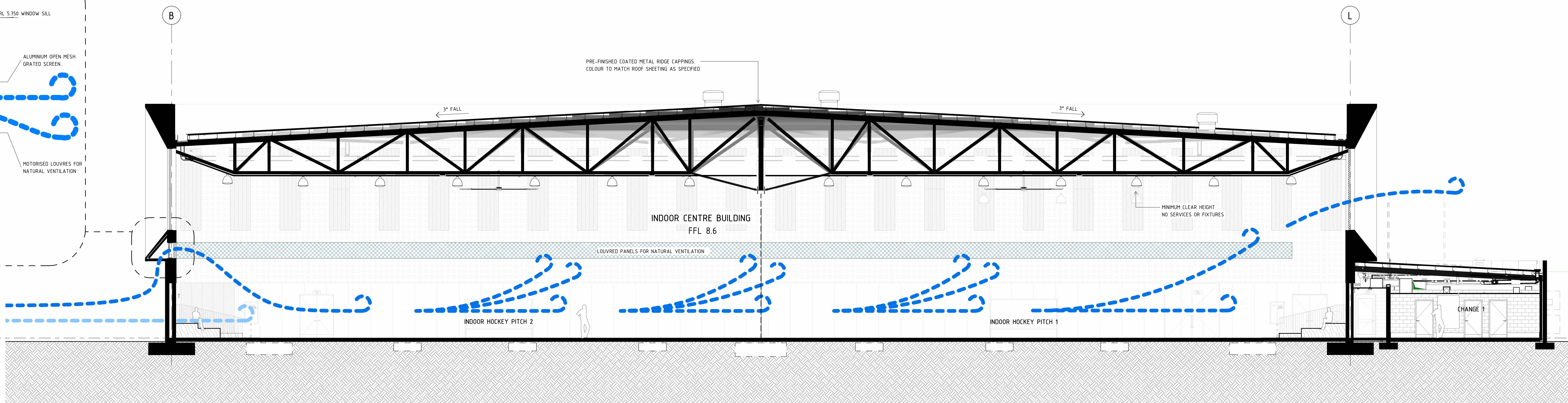
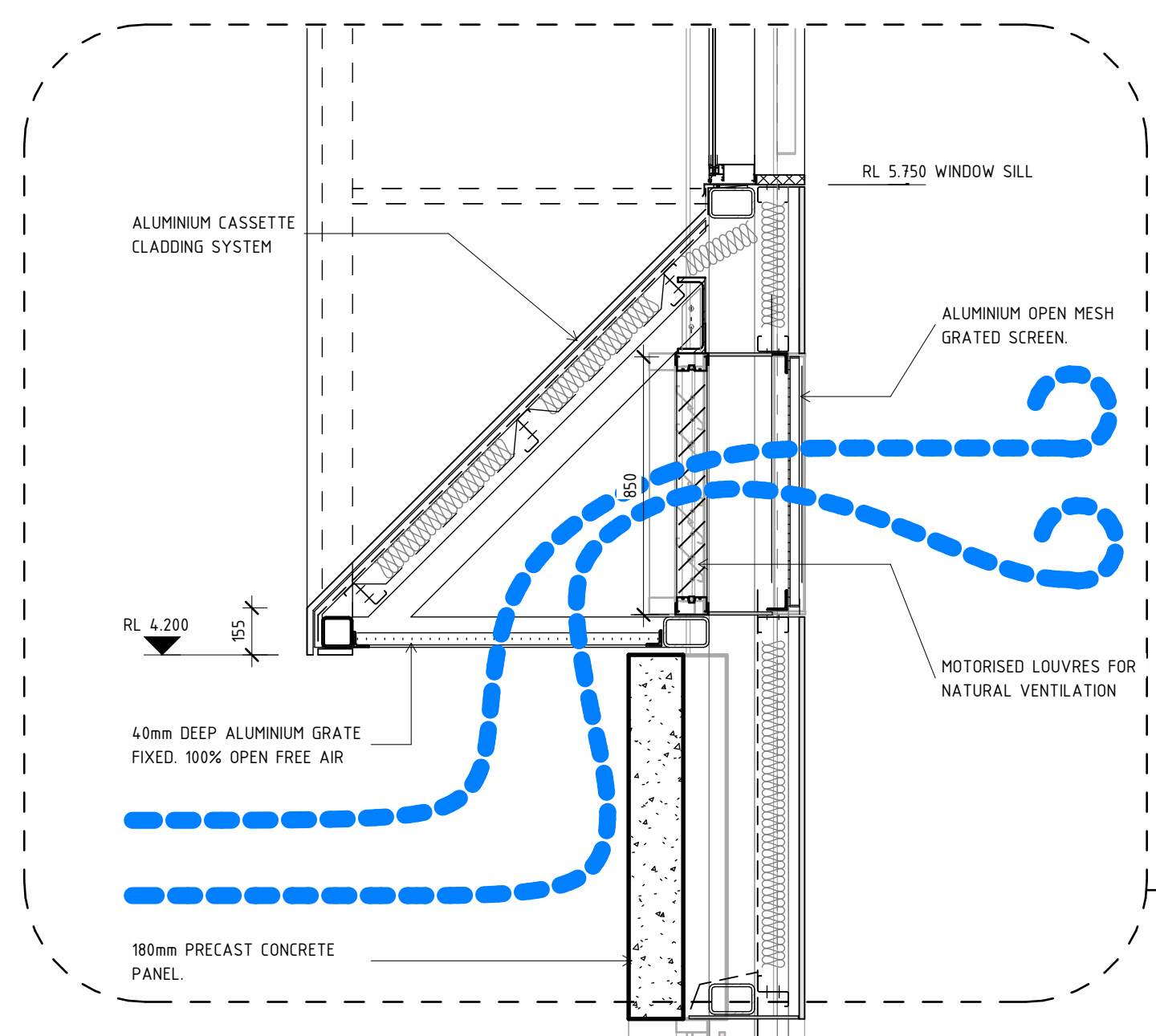
THIS IS A CAD DRAWING  
DO NOT AMEND MANUALLY



1 Section 17  
00-2051  
SCALE 1:100



2 Section 18  
00-2051  
SCALE 1:100



3 Section 17 Diagram  
00-2051  
SCALE 1:100

SECTION NOTES

- ALL EXISTING LEVELS TO BE VERIFIED ON SITE
- ALL ELECTRICAL, MECHANICAL & HYDRAULIC WORKS REFER TO ENGINEER'S DRAWINGS

TOWN OF VICTORIA PARK  
Received: 07/01/2025

NOT FOR CONSTRUCTION

REV	DATE	DESCRIPTION	BY
D	15.11.2024	ISSUE FOR DEVELOPMENT APPLICATION	SP
C	08.11.2024	ISSUE FOR DESIGN DEVELOPMENT	SS
B	20.09.2024	ISSUE FOR 50% DD	SS
A	16.08.2024	ISSUE FOR DD COORDINATION	SS

**HUNT** ARCHITECTS  
Parks Studio | Whistler Station  
Level 2, 303 Parking Street  
Perth, WA 6000  
08 9252 4030  
perth@huntarchitects.com.au

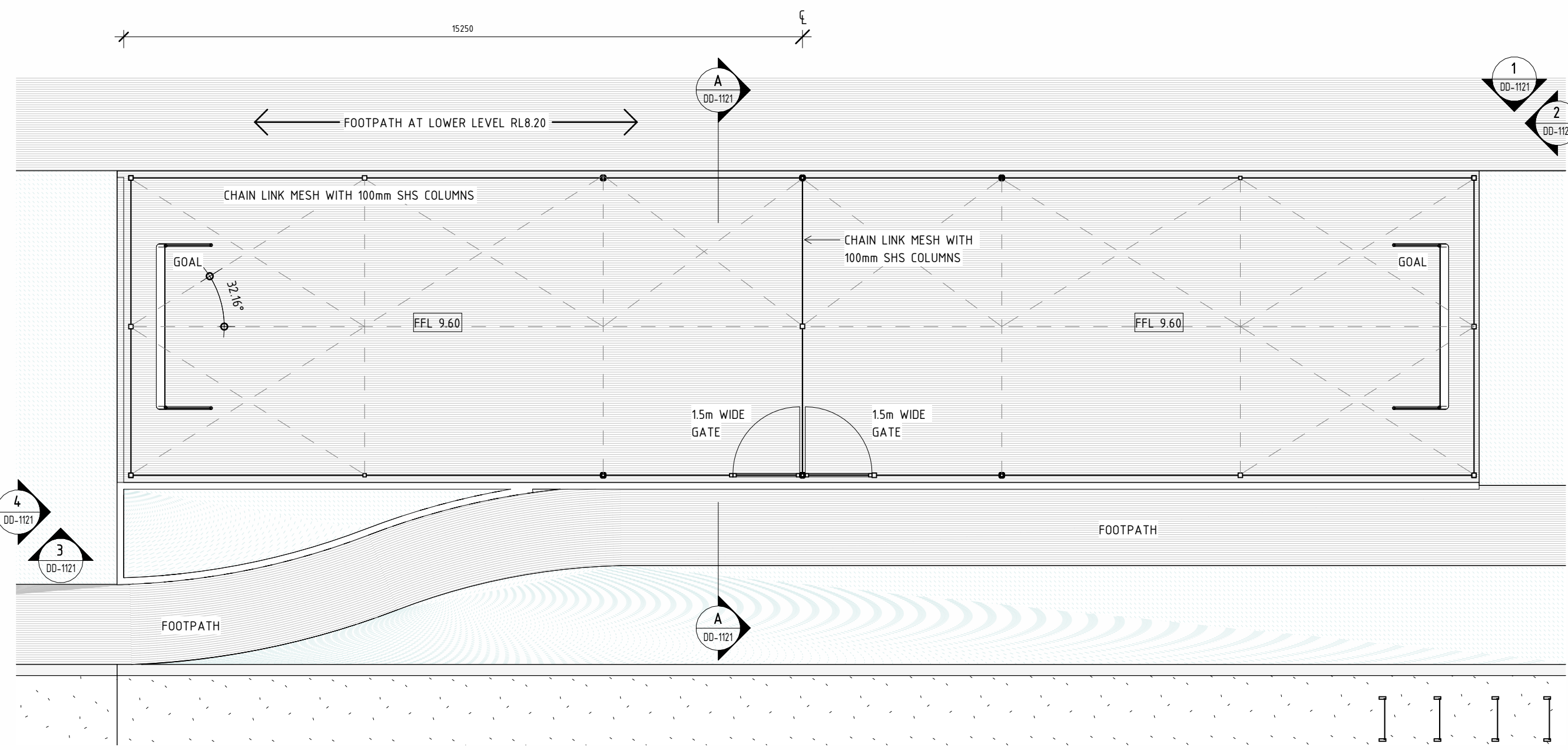
Government of Western Australia  
Department of Finance  
Major Projects

ARCHITECTURAL  
DEPARTMENT OF FINANCE  
AUSTRALIAN HOCKEY CENTRE  
HAYMAN RD, BENTLEY WA 6102  
OVERALL SECTIONS  
IND. SECTIONS - SHEET 1

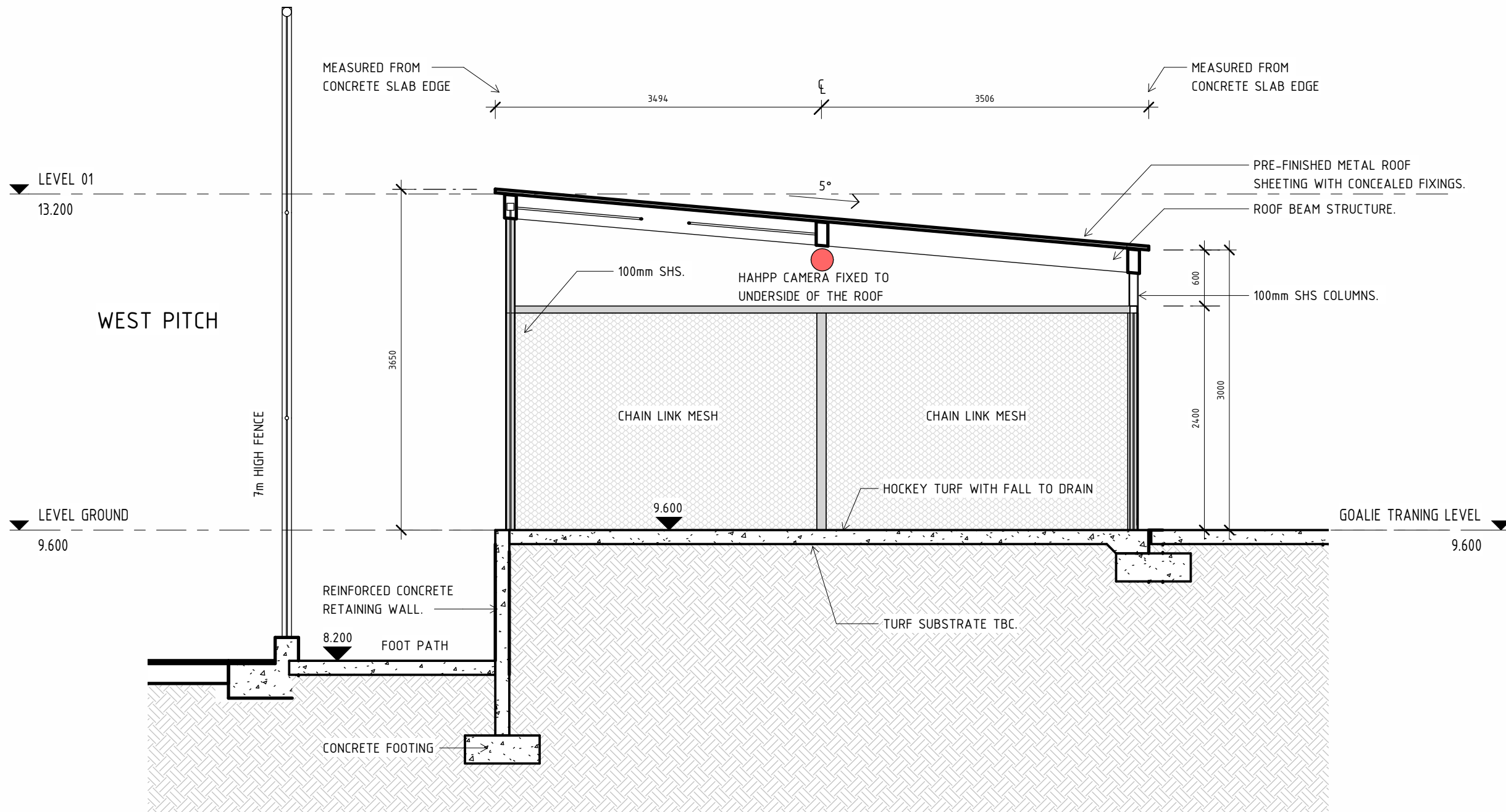
DRAWN	AG	DESIGNED	Designer	REDUCTION	0	100M
CHECKED	SS	PRINCIPAL				
APPROVED	SS					
SCALE	As indicated @ A0	DATE	15.11.2024	DRAWING No.	DD-4051	REV
PROJECT No	2310	OF FILE No	15429			D

THIS IS A CAD DRAWING  
DO NOT AMEND MANUALLY

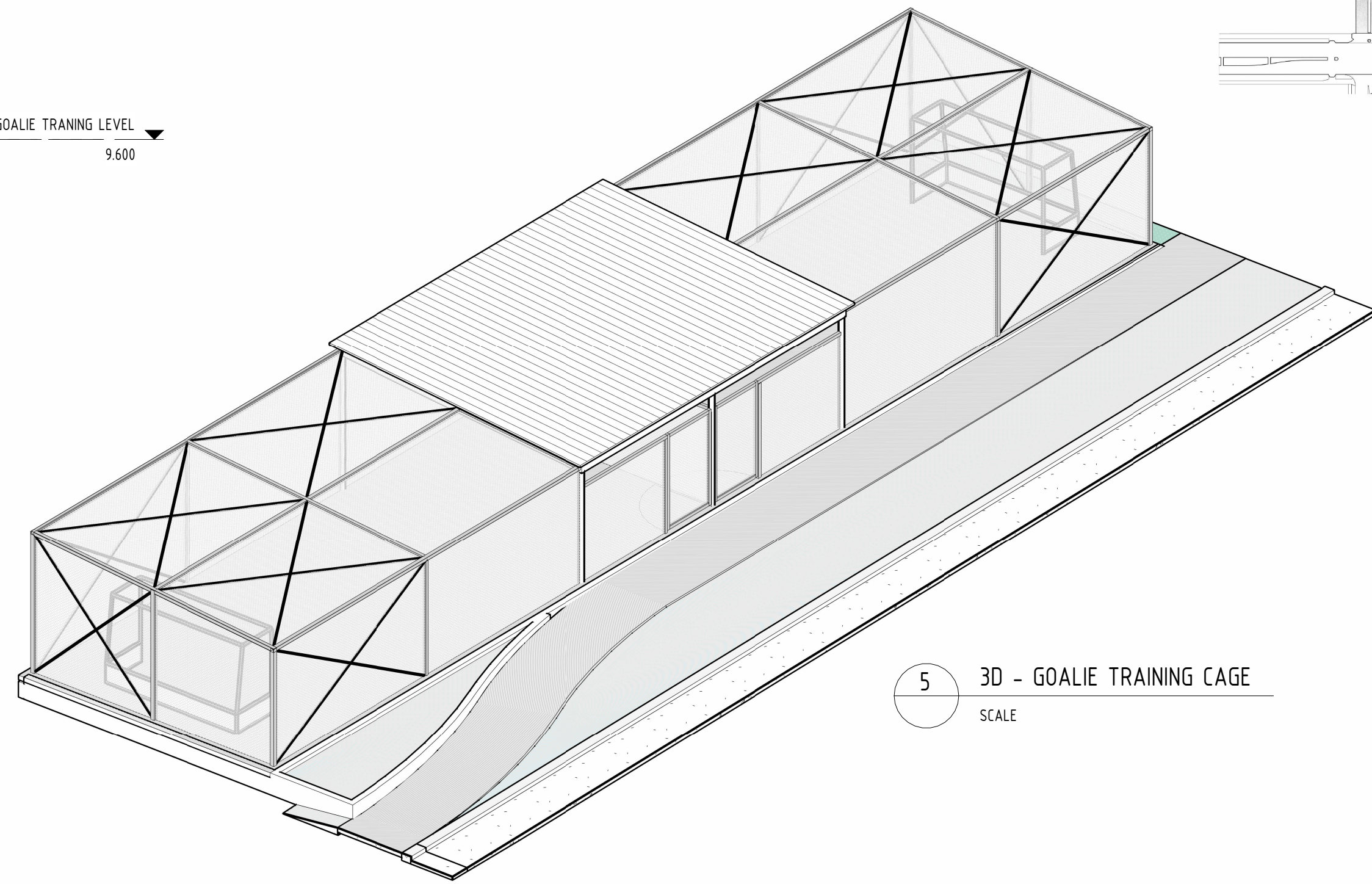
XXXX-40510



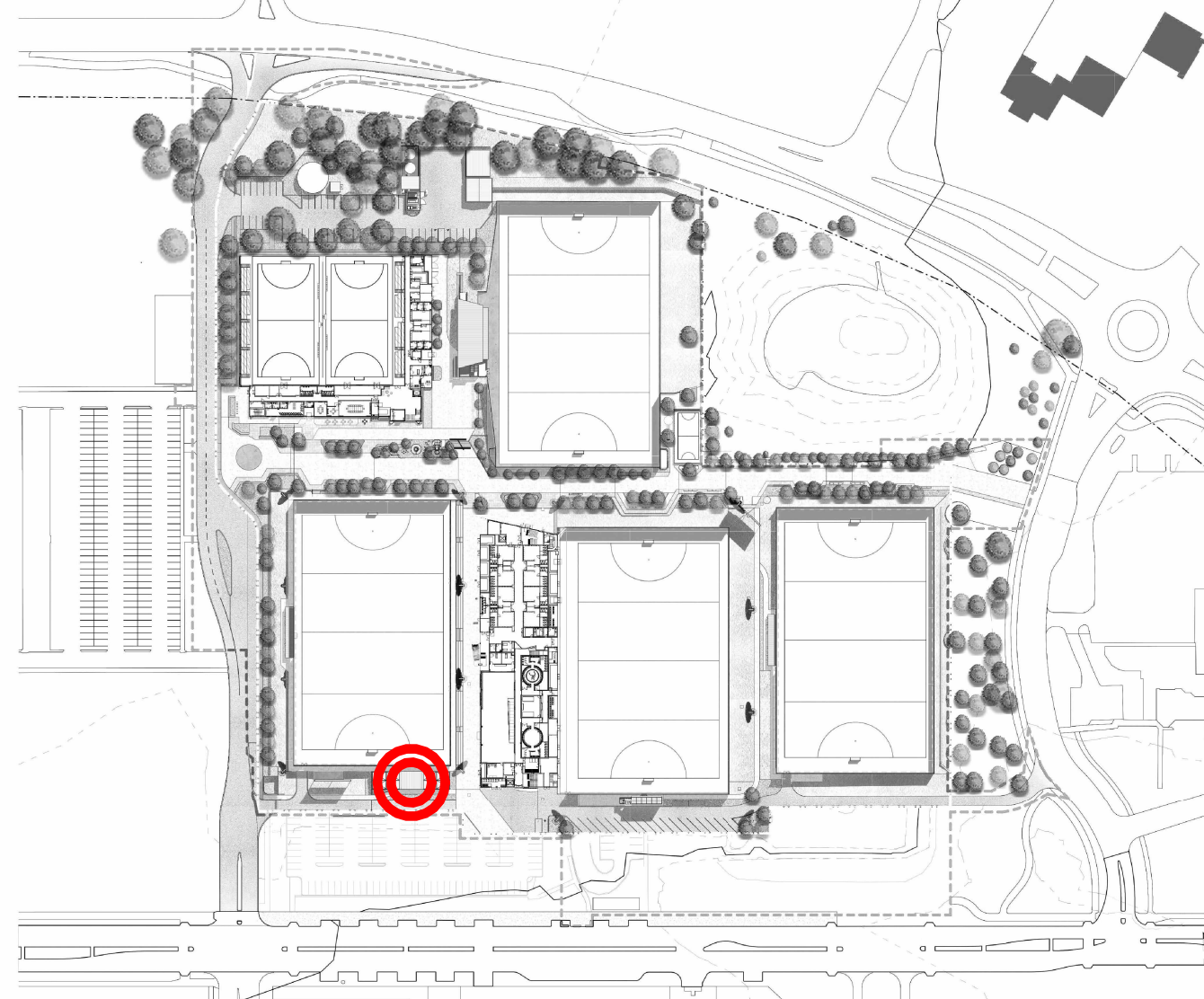
GOALIE TRAINING AREA  
DA-3021 SCALE 1:100



GOALIE TRAINING - SECTION A  
DD-1121 SCALE 1:50



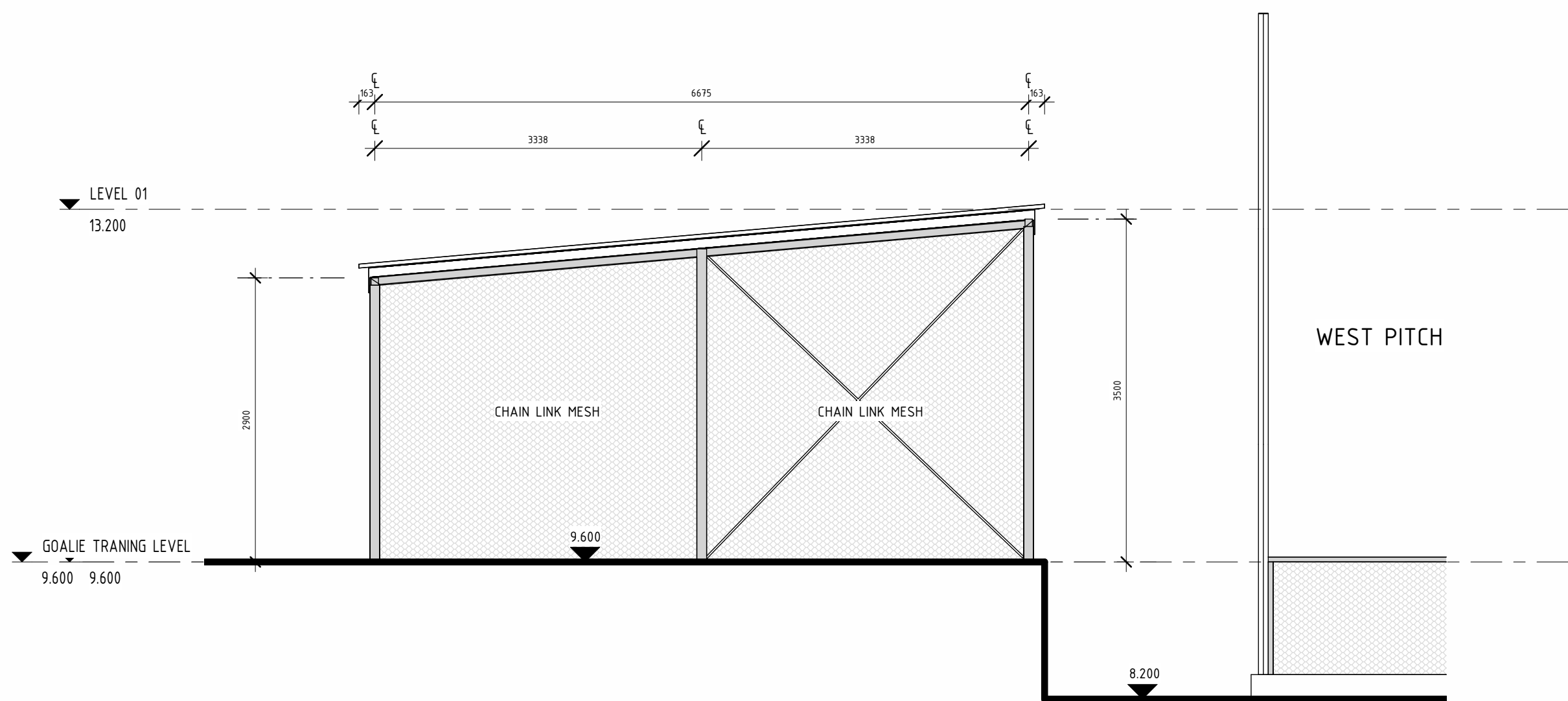
3D - GOALIE TRAINING CAGE  
SCALE



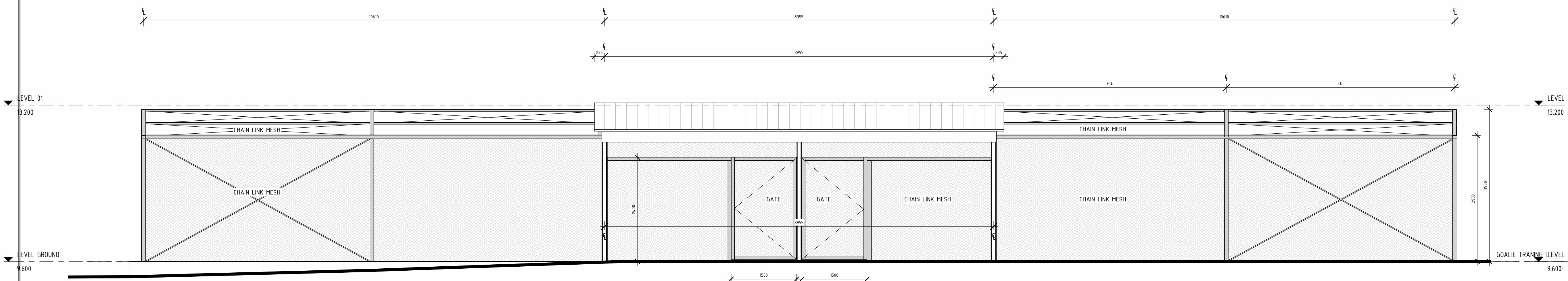
TOWN OF VICTORIA PARK  
Received: 07/01/2025



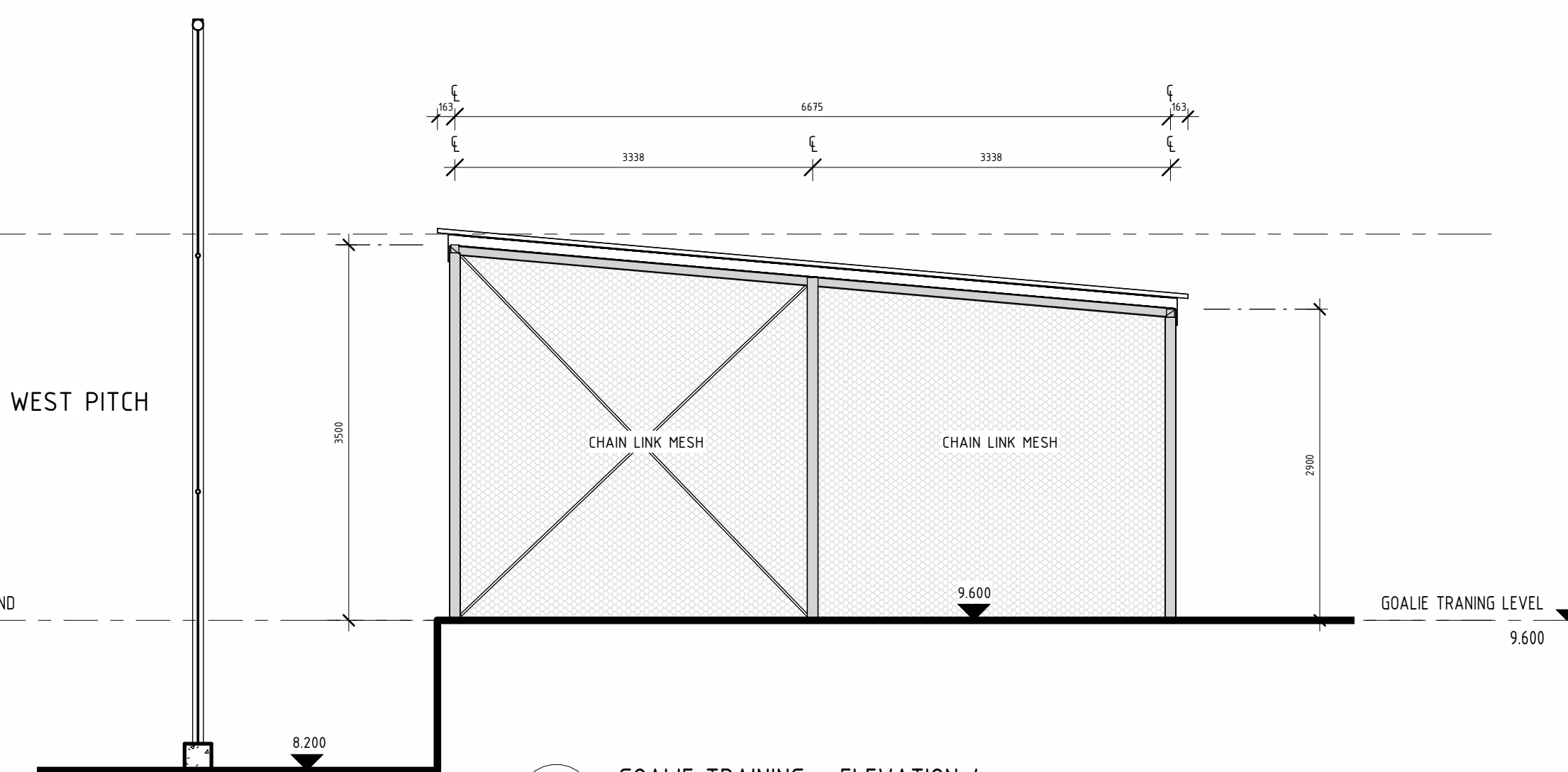
GOALIE TRAINING - ELEVATION 1  
DD-1121 SCALE 1:50



GOALIE TRAINING - ELEVATION 2  
DD-1121 SCALE 1:50



GOALIE TRAINING - ELEVATION 3  
DD-1121 SCALE 1:50



GOALIE TRAINING - ELEVATION 4  
DD-1121 SCALE 1:50

NOT FOR CONSTRUCTION

REV	DATE	DESCRIPTION	BY
D	06.01.2025	REVISED FOR DEVELOPMENT APPLICATION	SS
C	15.11.2024	ISSUE FOR DEVELOPMENT APPLICATION	SS
B	08.11.2024	ISSUE FOR DESIGN DEVELOPMENT	SS
A	06.10.2024	ISSUE FOR COORDINATION	AG

**HUNT**  
ARCHITECTS  
Perth Studio | Whistler Station  
Level 2, 303 Perth Street  
Perth, WA 6000  
+61 8 922 4050  
perth@huntarchitects.com.au

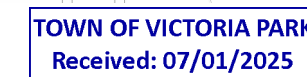
Government of Western Australia  
Department of Finance  
Major Projects

ARCHITECTURAL  
DEPARTMENT OF FINANCE  
AUSTRALIAN HOCKEY CENTRE  
KENT ST, BENTLEY WA 6102  
OVERALL SITE PLAN

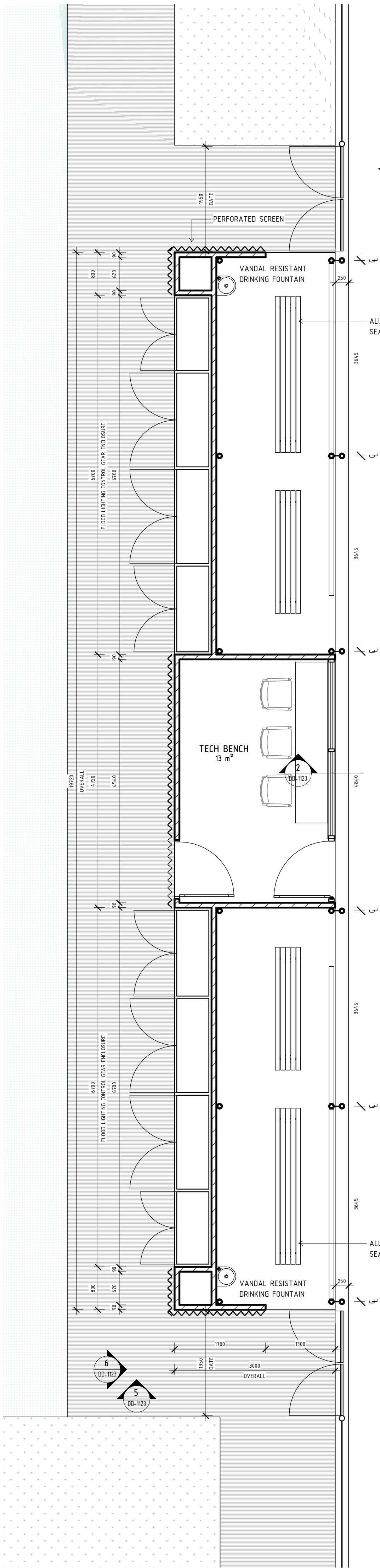
DRAWN	SH	DESIGNED	Designer	REDUCTION
CHECKED	SS	PRINCIPAL		0
APPROVED	SS			
SCALE	As indicated @ A0	DATE	06.01.2025	DRAWING No. DD-1121
PROJECT No	2310	OF FILE No		REV D

THIS IS A CAD DRAWING  
DO NOT AMEND MANUALLY

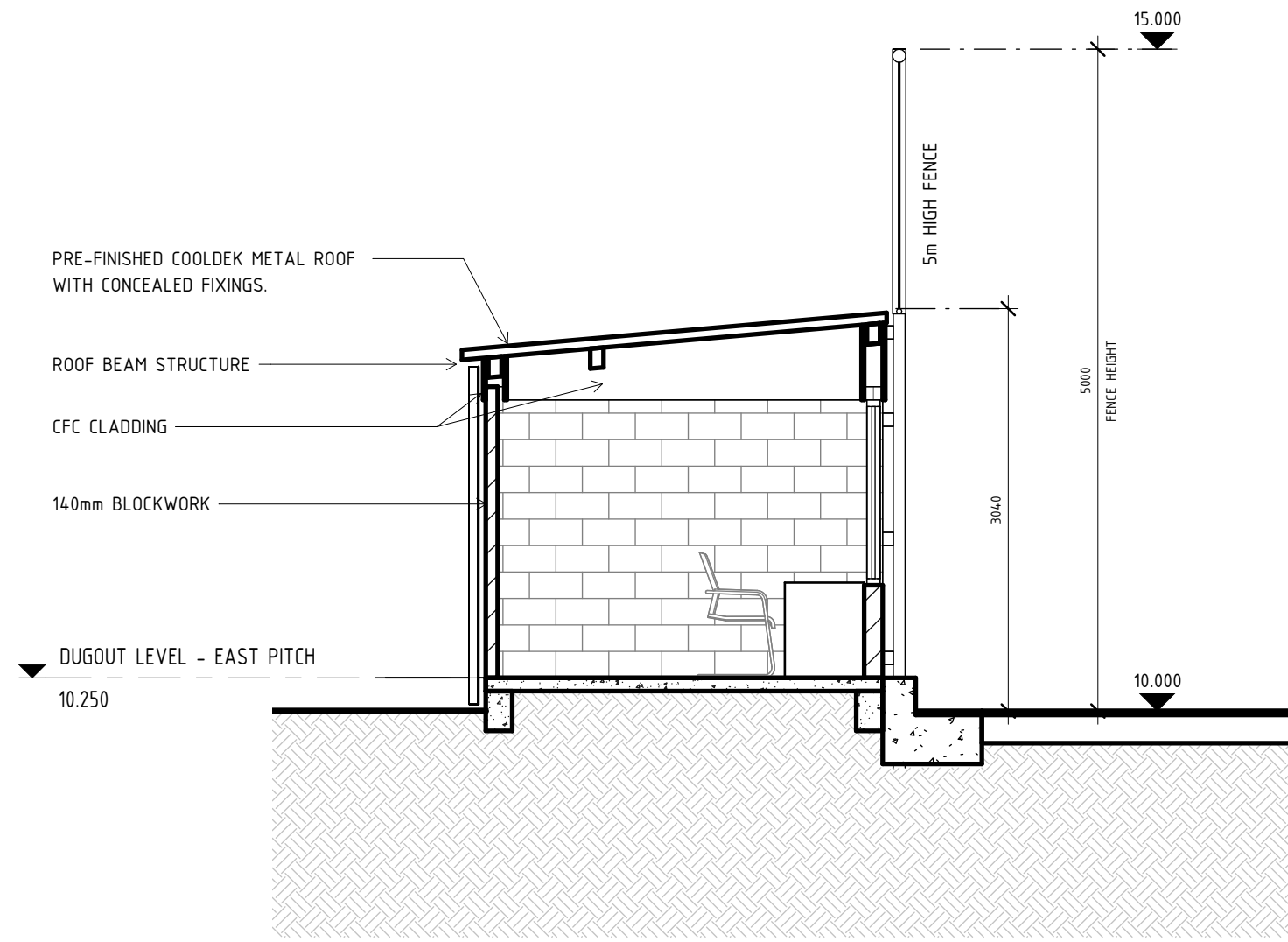
XXXDD-1121



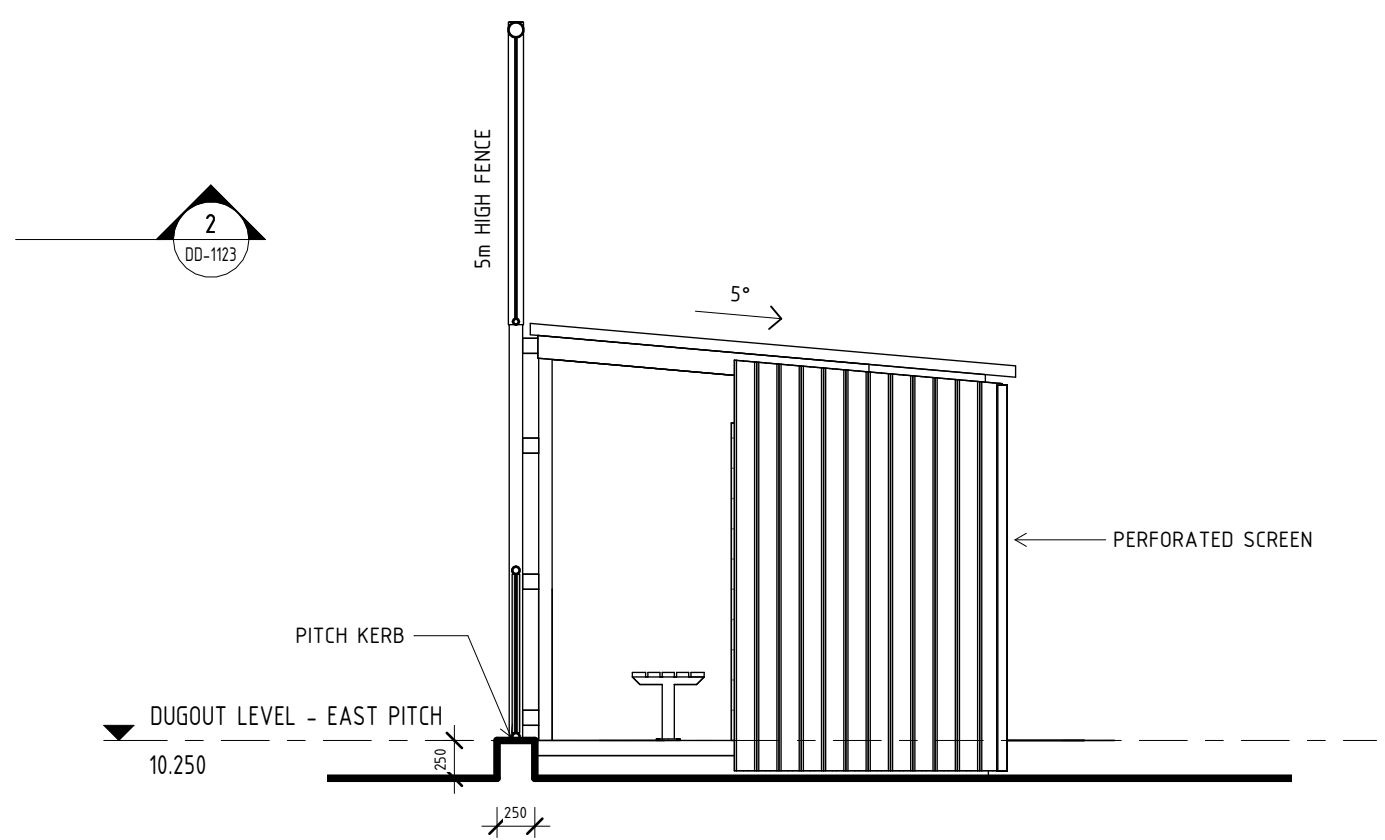
XXXX00-112



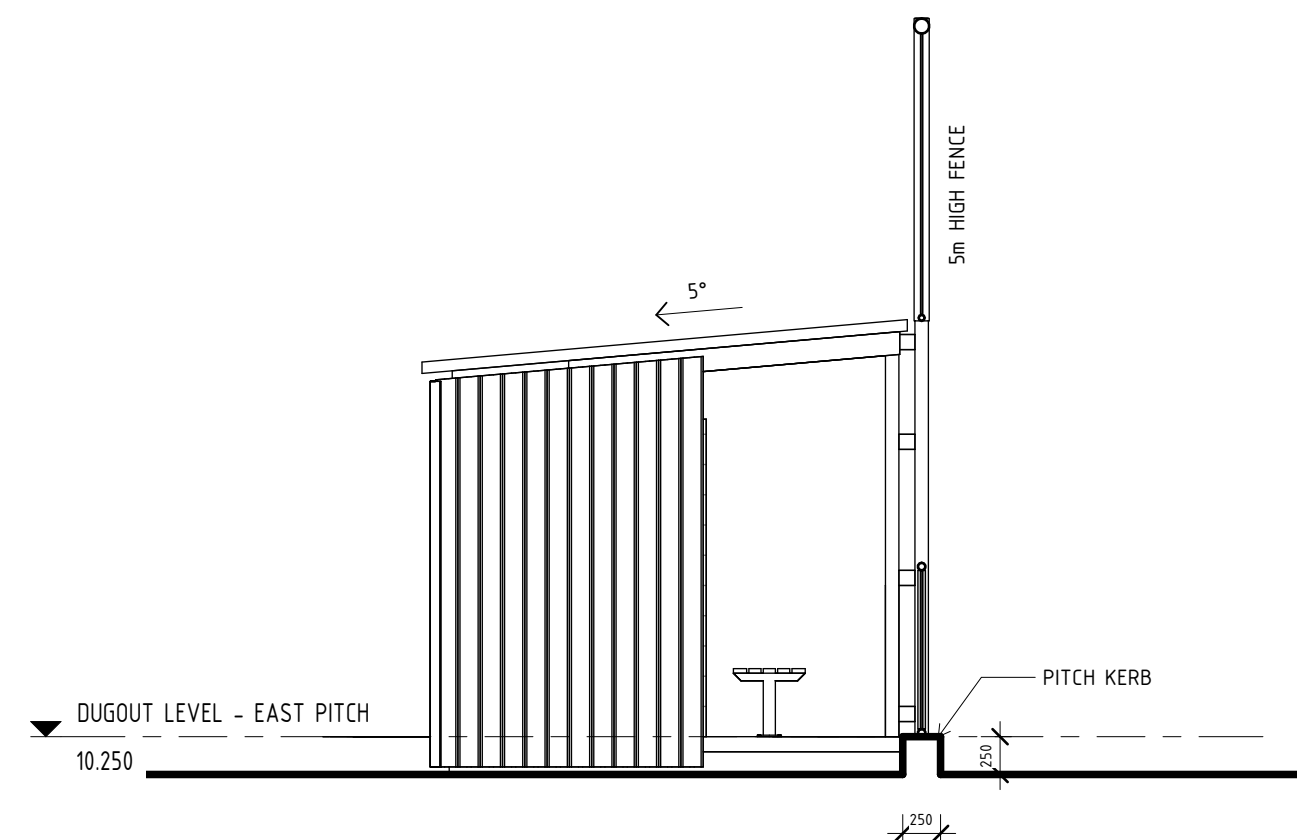
1 DUGOUT LEVEL - EAST PITCH  
SCALE 1:50



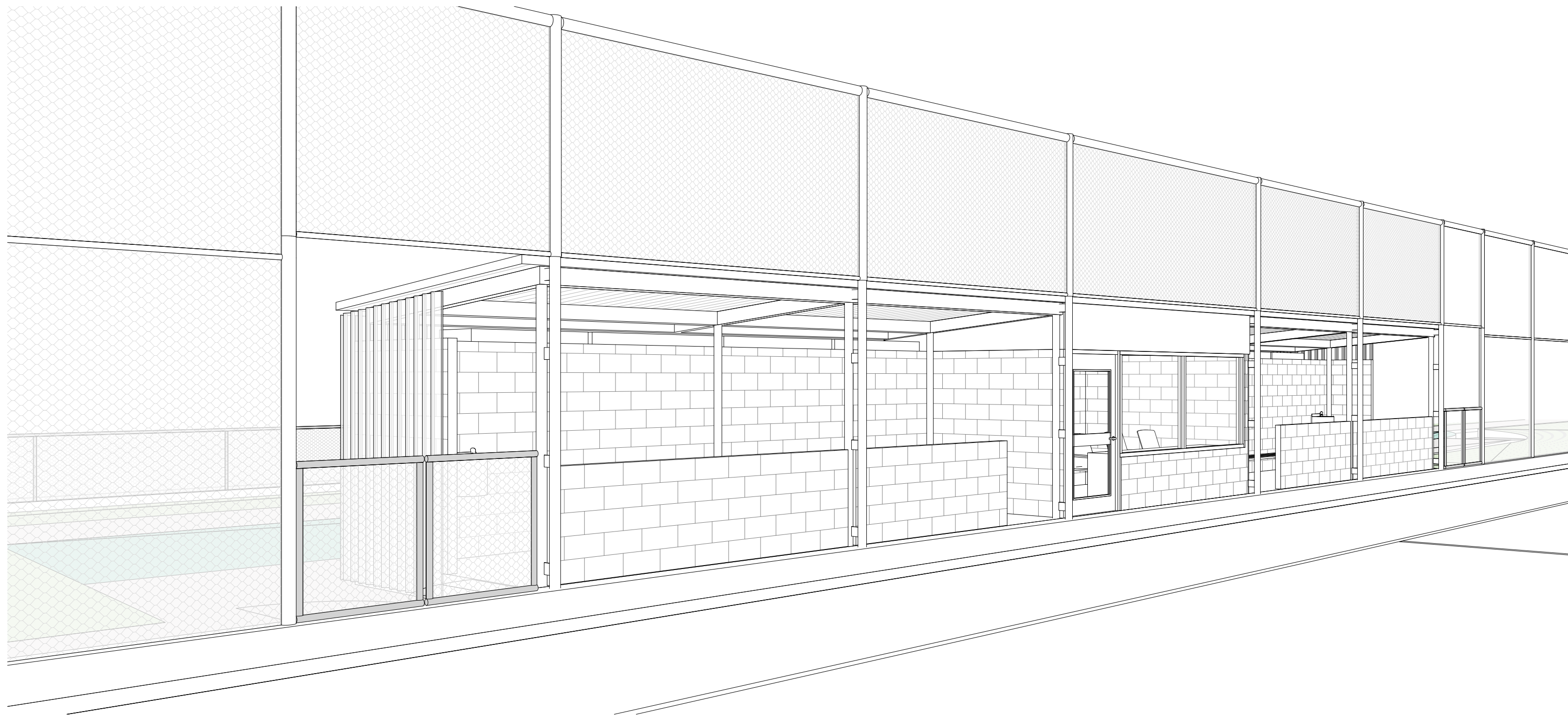
2 DUGOUT - EAST PITCH - SECTION A  
SCALE 1:50



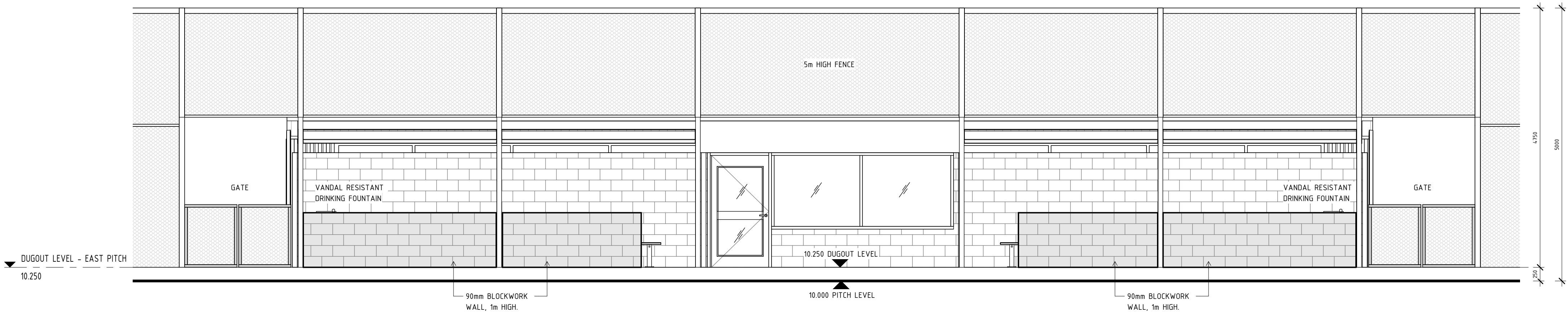
3 DUGOUT - EAST PITCH - ELEVATION 1  
SCALE 1:50



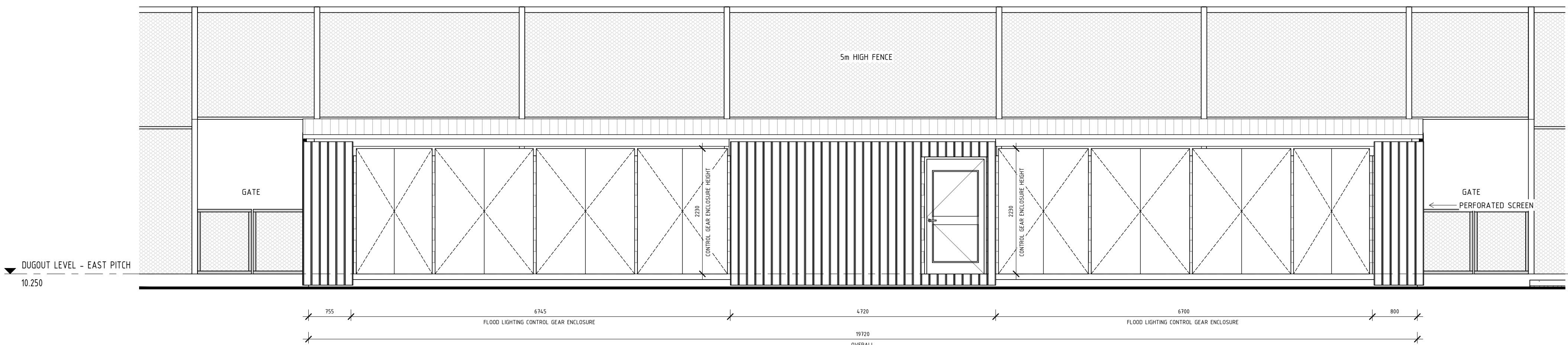
5 DUGOUT - EAST PITCH - ELEVATION 3  
SCALE 1:50



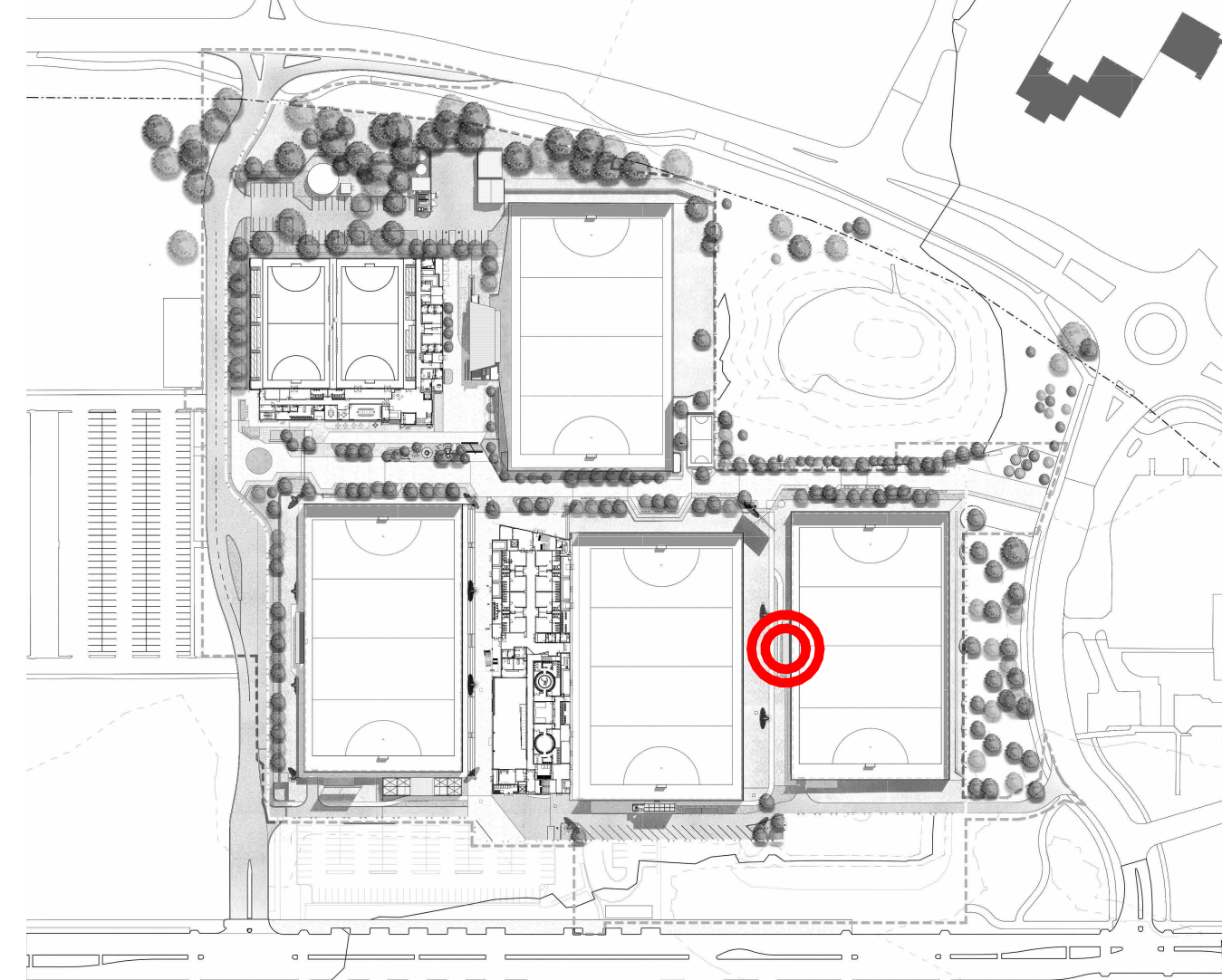
7 DUGOUT - EAST PITCH - 3D VIEW  
SCALE



4 DUGOUT - EAST PITCH - ELEVATION 2  
SCALE 1:50



6 DUGOUT - EAST PITCH - ELEVATION 4  
SCALE 1:50



TOWN OF VICTORIA PARK  
Received: 07/01/2025

NOT FOR CONSTRUCTION

REV	DATE	DESCRIPTION	BY
D	06.01.2025	REVISED FOR DEVELOPMENT APPLICATION	SS
C	15.11.2024	ISSUE FOR DEVELOPMENT APPLICATION	SS
B	08.11.2024	ISSUE FOR DESIGN DEVELOPMENT	SS
A	06.10.2024	ISSUE FOR COORDINATION	AG

**HUNT**  
ARCHITECTS

Perth Studio | Whistler Station  
Level 2, 303 Spring Street  
Perth, WA 6000  
+61 8 922 4030  
perth@huntarchitects.com.au

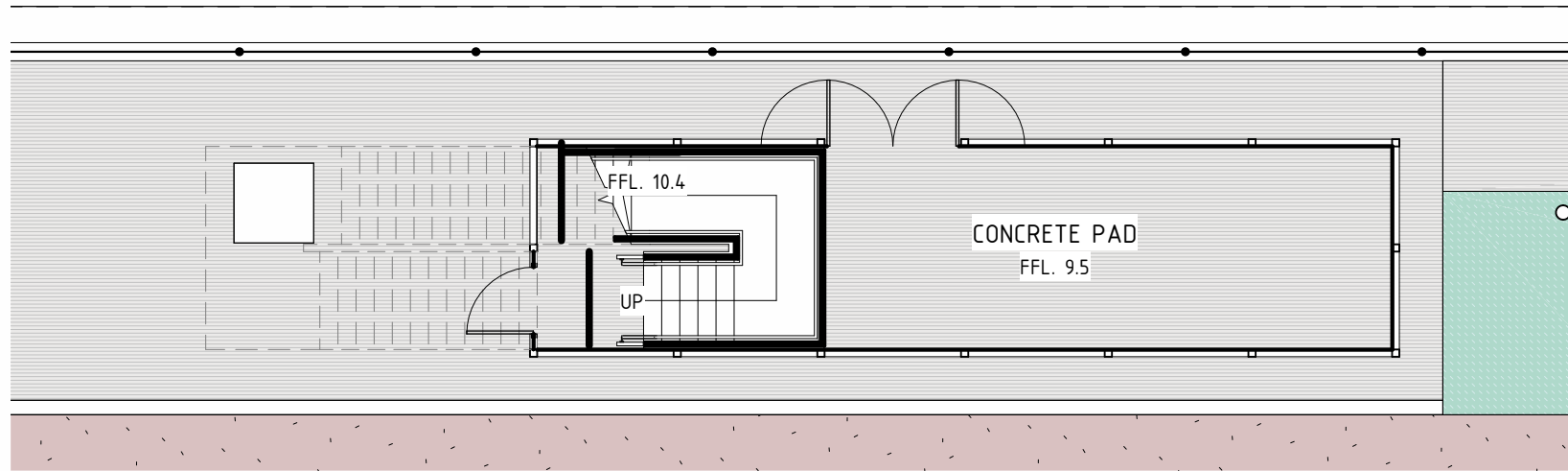
Government of Western Australia  
Department of Finance  
Major Projects

ARCHITECTURAL  
DEPARTMENT OF FINANCE  
AUSTRALIAN HOCKEY CENTRE  
KENT ST, BENTLEY WA 6102  
OVERALL SITE PLAN  
DUGOUT - EAST PITCH

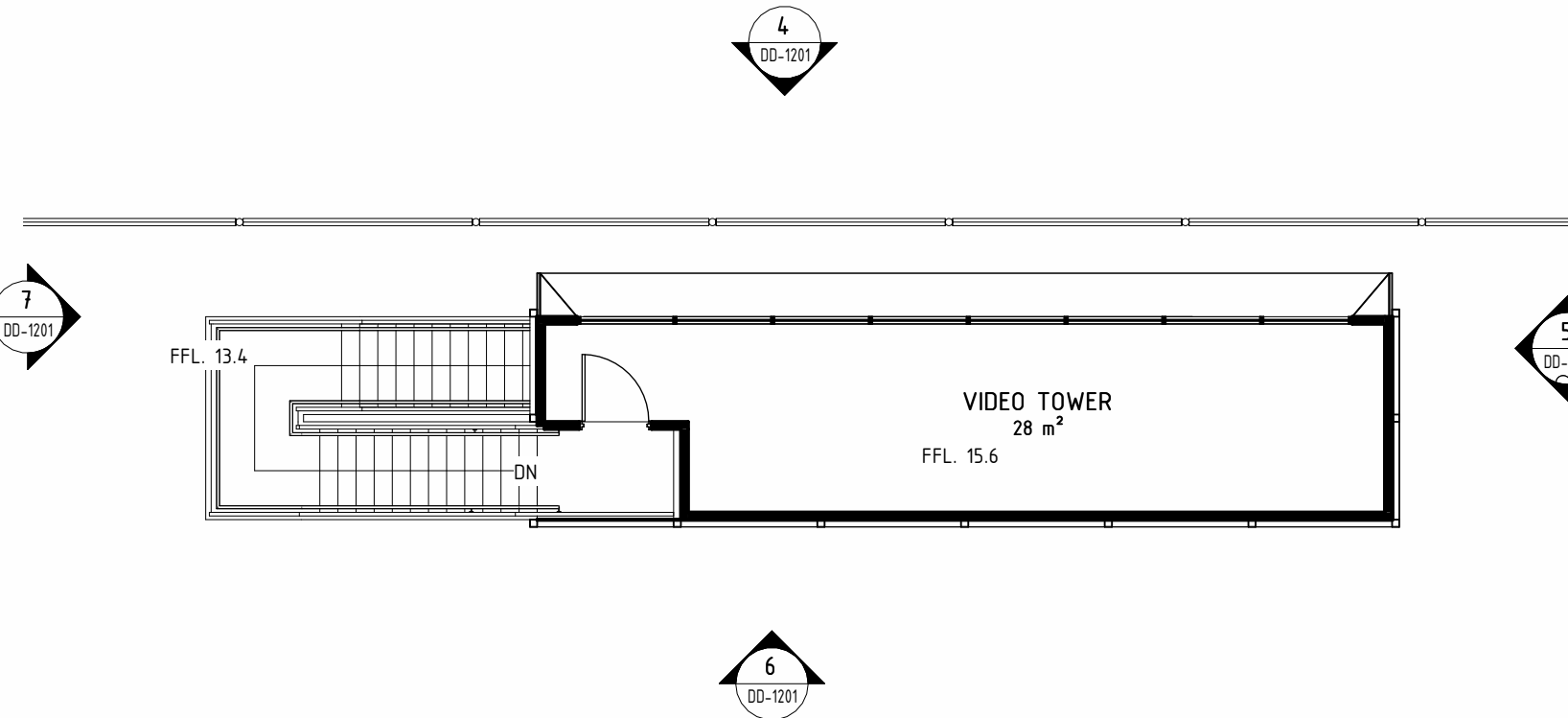
DRAWN	SH	DESIGNED	Designer	REDUCTION
CHECKED	SS	PRINCIPAL		0
APPROVED	SS			
SCALE	1:50 @ A0	DATE	06.01.2025	DRAWING No. DD-1123
PROJECT No	2310	OF FILE No		REV 0

THIS IS A CAD DRAWING  
DO NOT AMEND MANUALLY

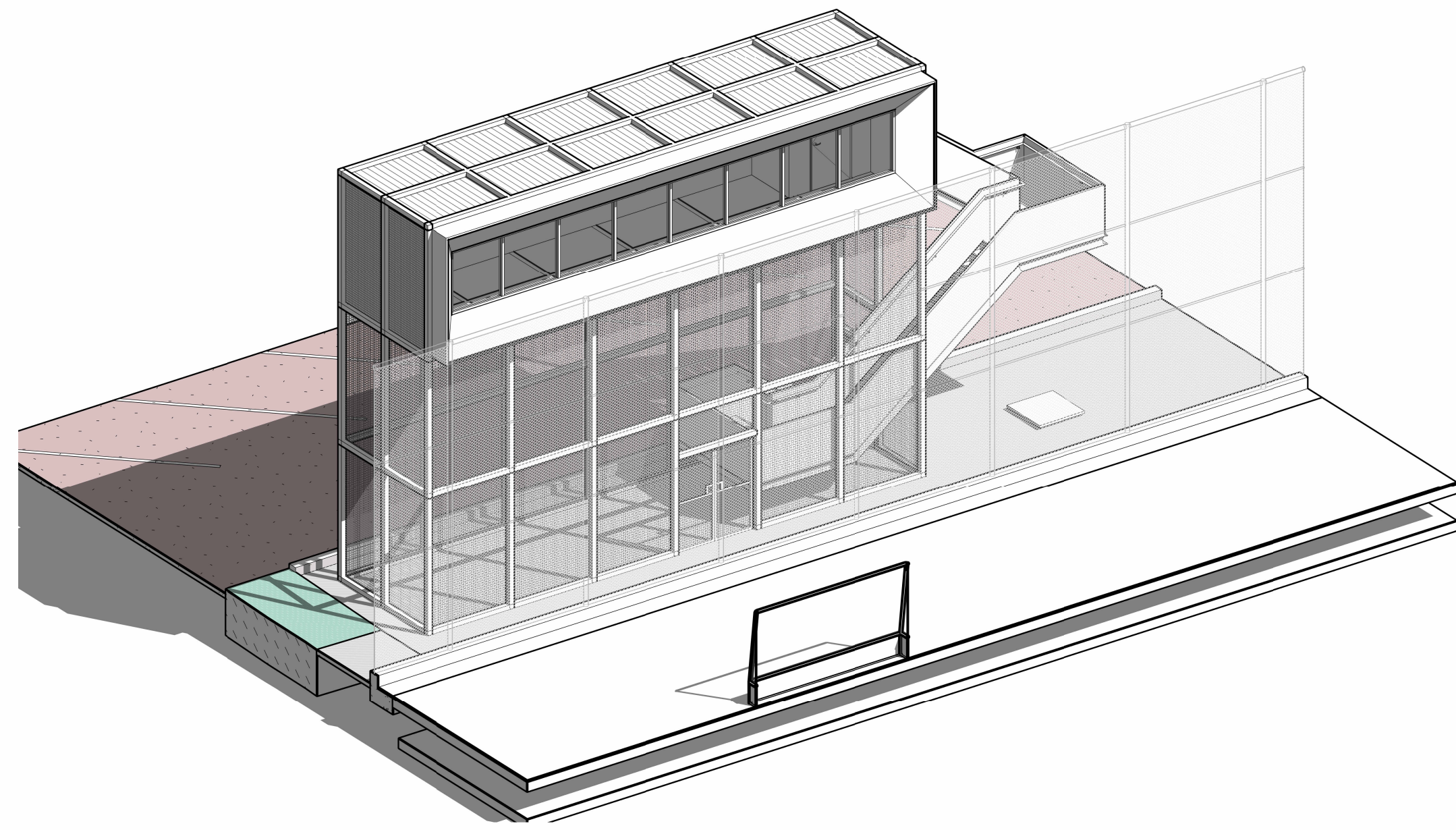
XXXDD-1123



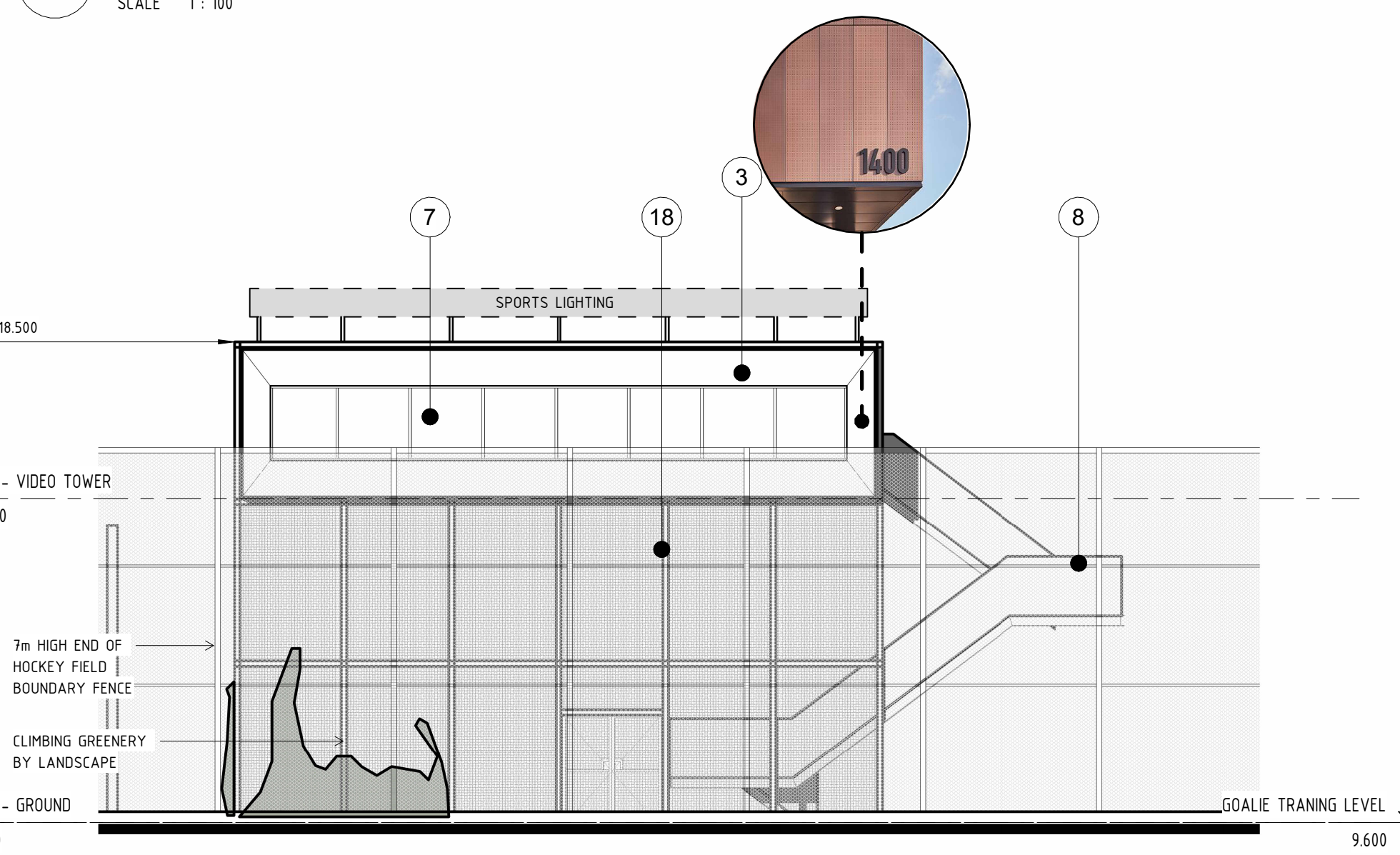
1 ANC - VIDEO TOWER - GROUND LEVEL  
SCALE 1:100



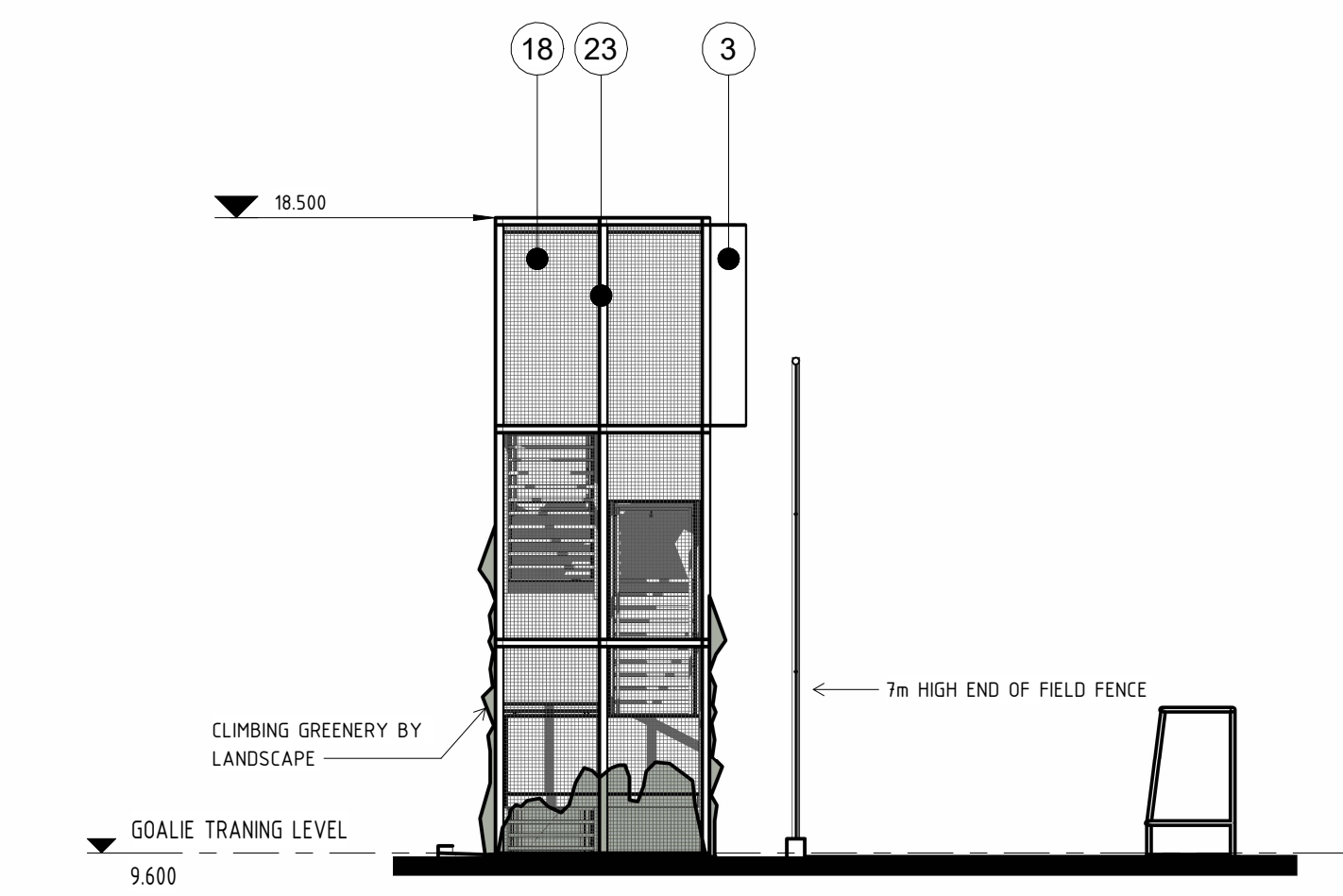
2 ANC - VIDEO TOWER - LEVEL 1  
SCALE 1:100



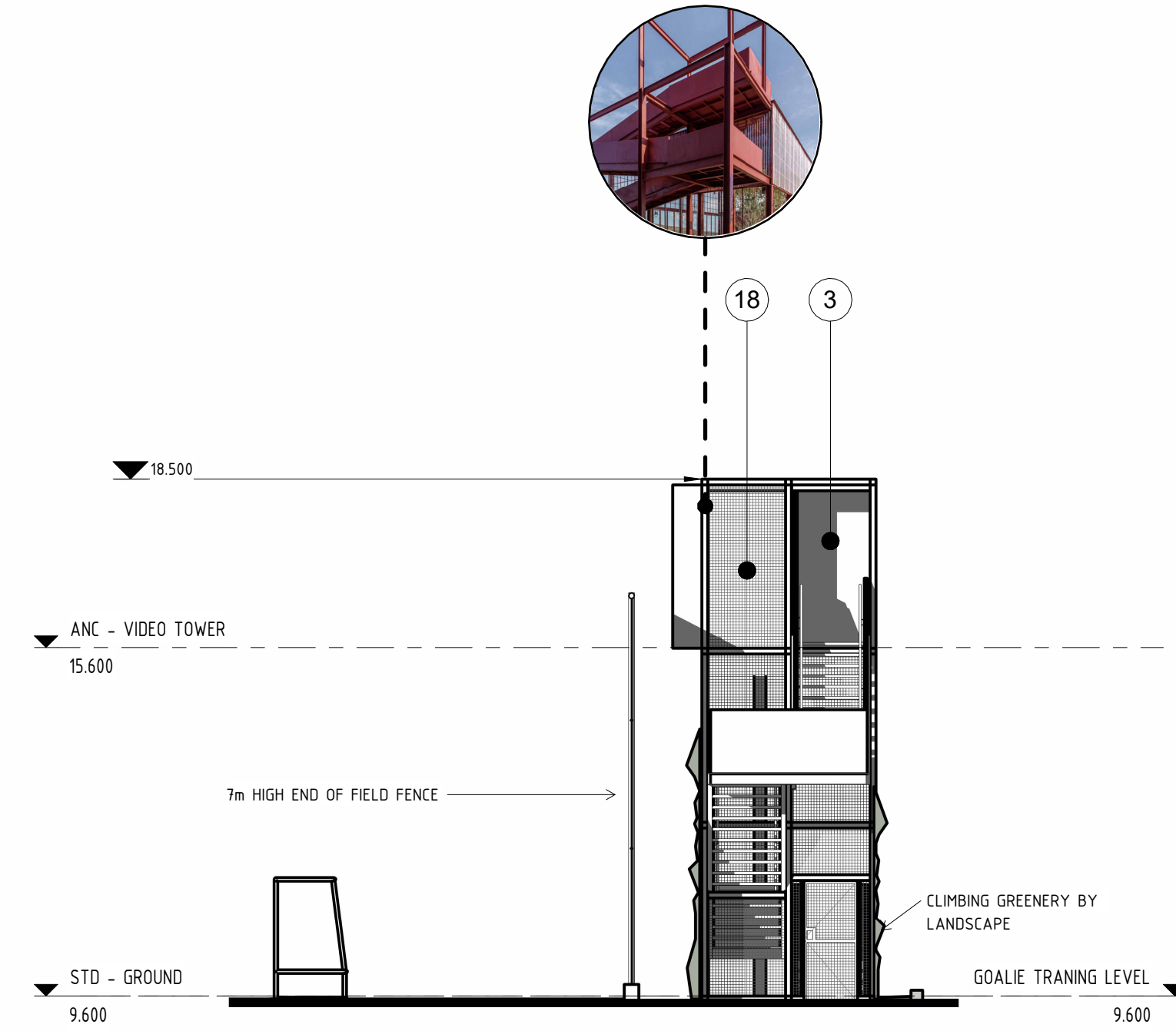
3 VIDEO TOWER 3D  
SCALE



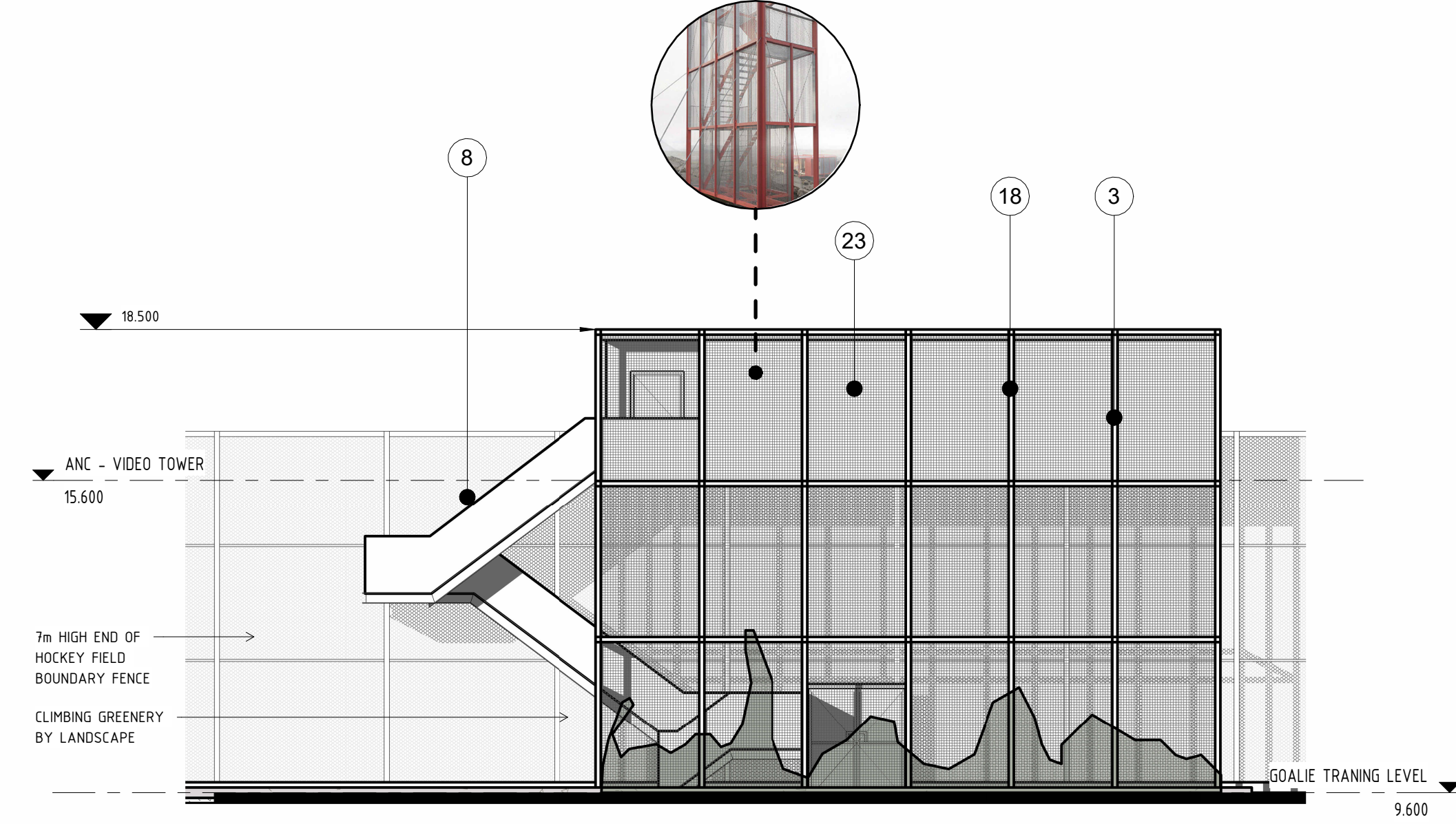
4 VIDEO TOWER, NORTH  
SCALE 1:100



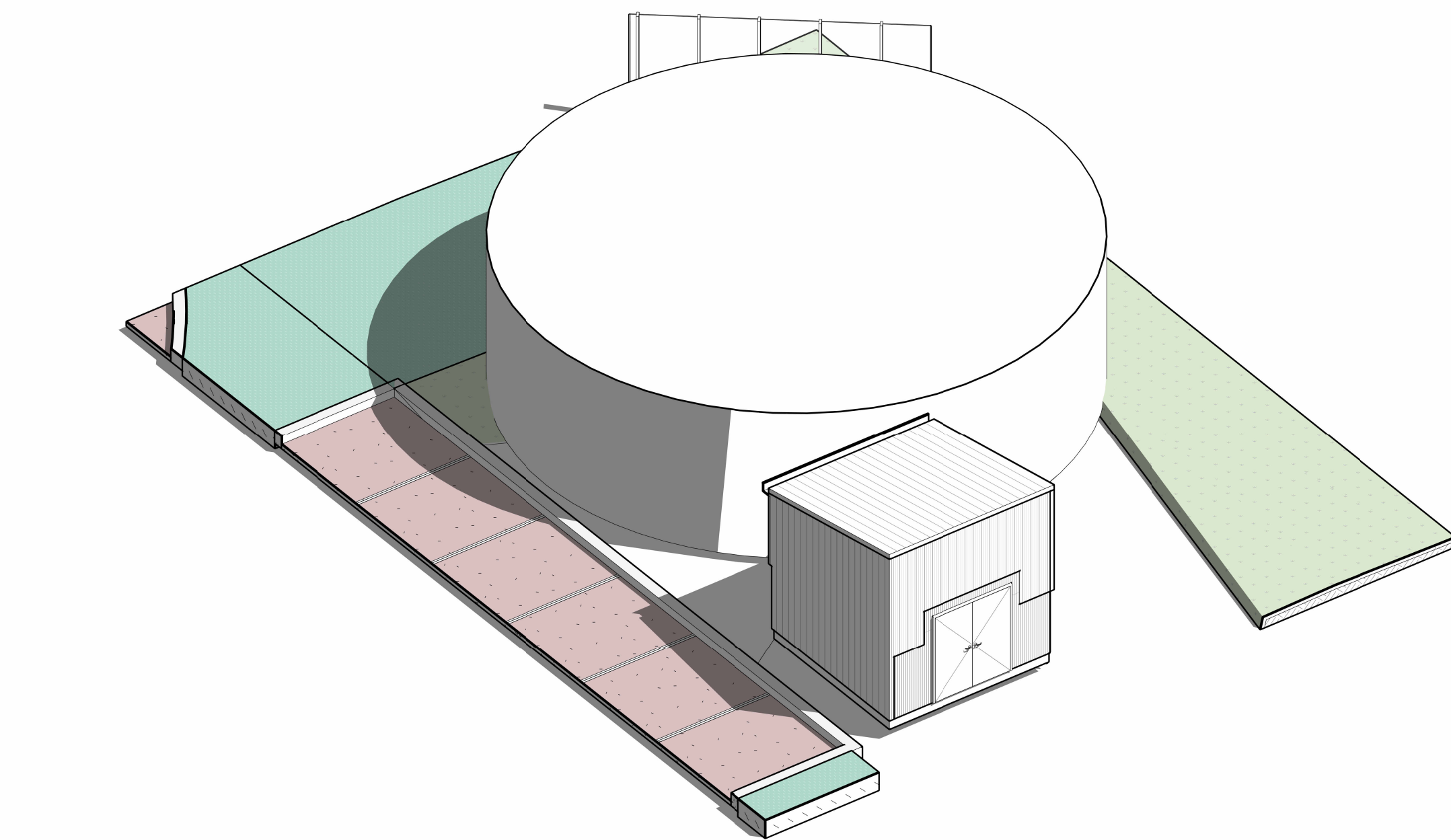
5 VIDEO TOWER, EAST  
SCALE 1:100



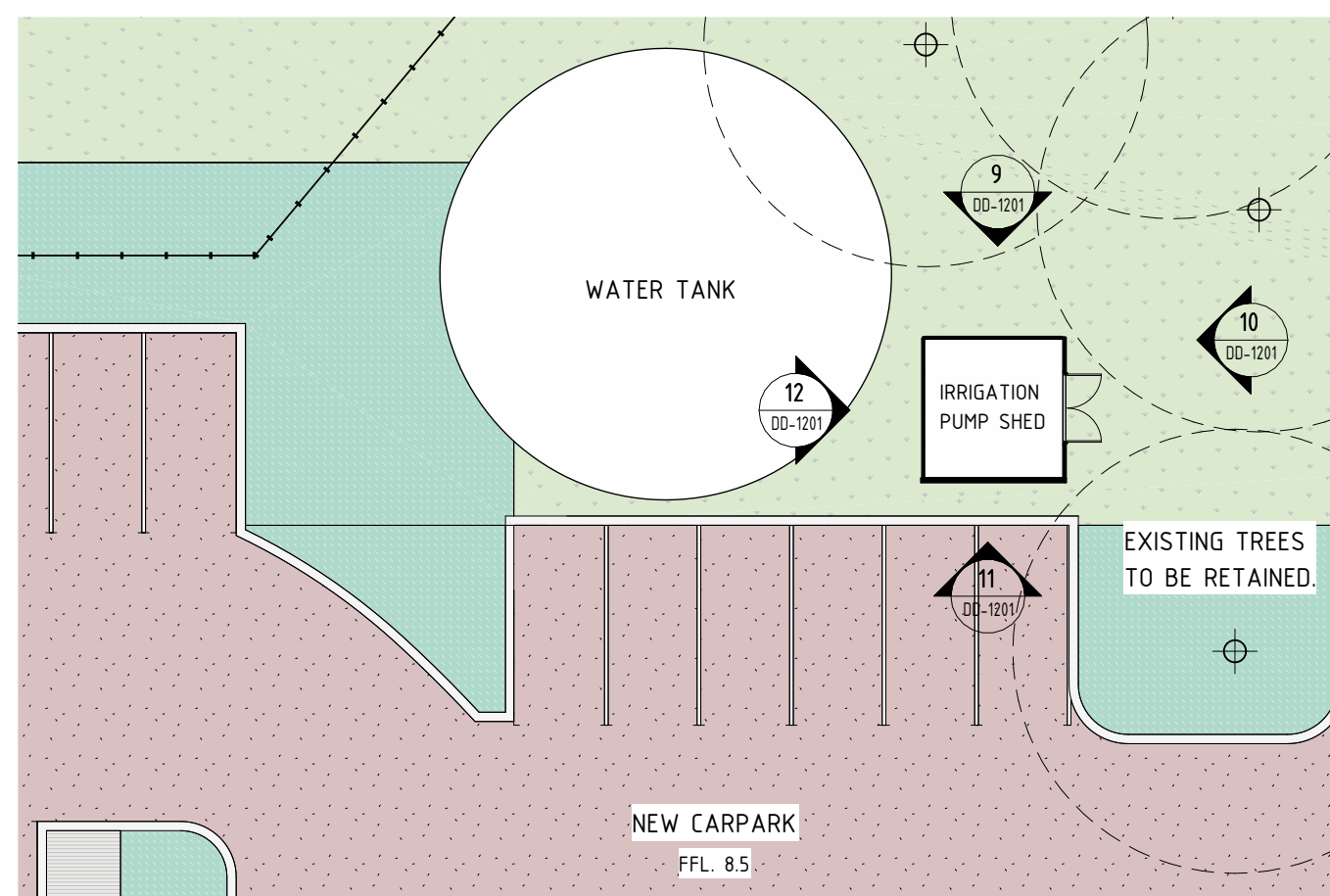
7 VIDEO TOWER, WEST  
SCALE 1:100



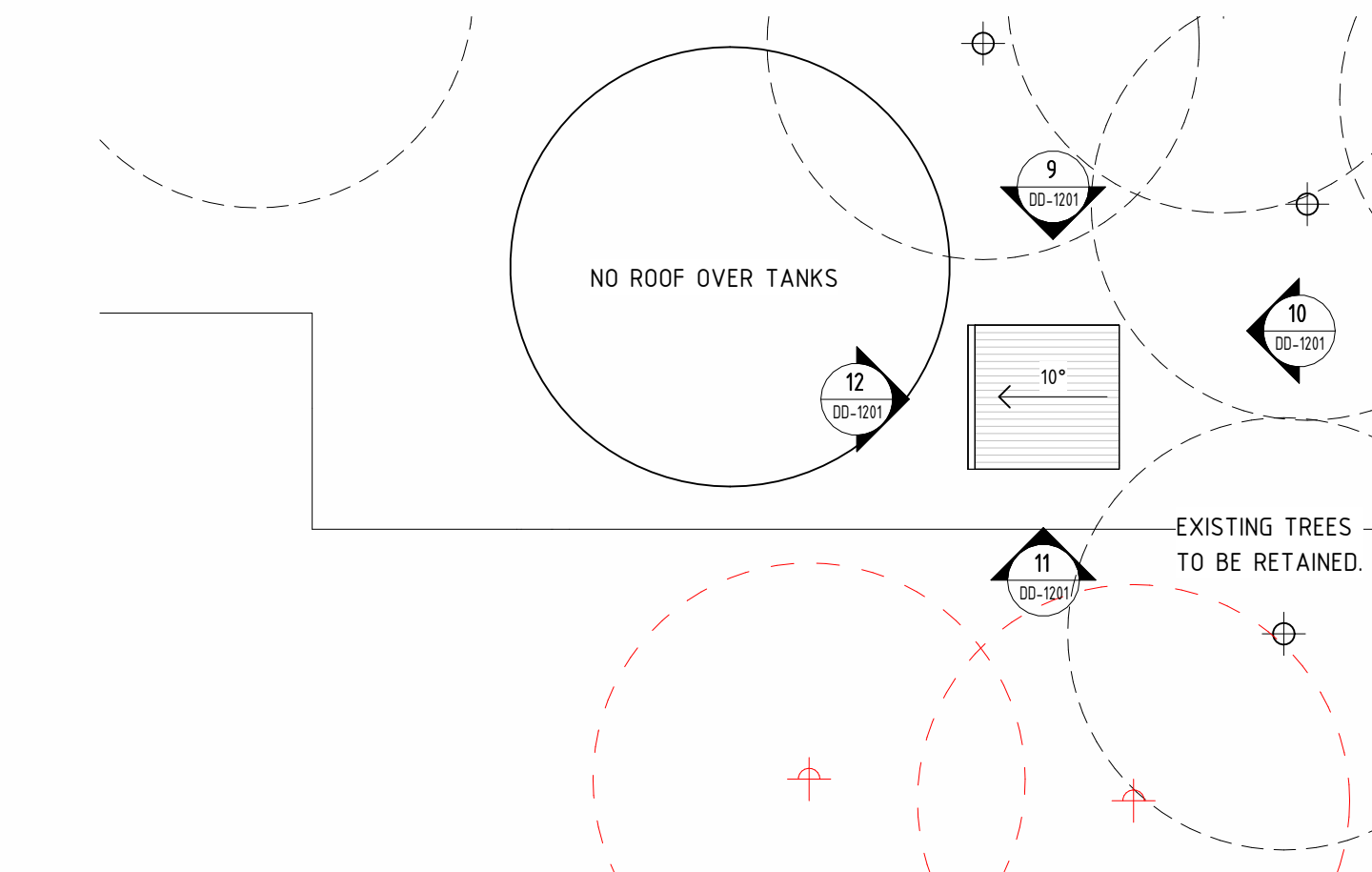
6 VIDEO TOWER, SOUTH  
SCALE 1:100



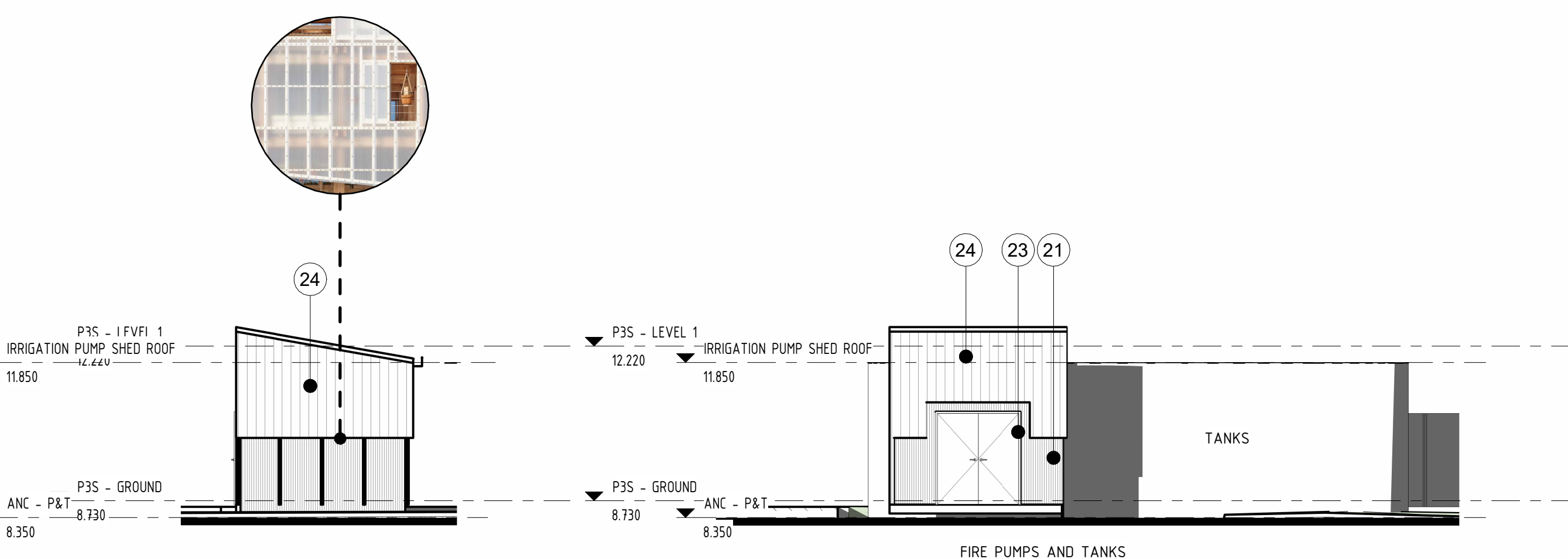
8 IRRIGATION PUMP SHED 3D  
SCALE



13 IRRIGATION PUMP SHED - GROUND LEVEL  
SCALE 1:200

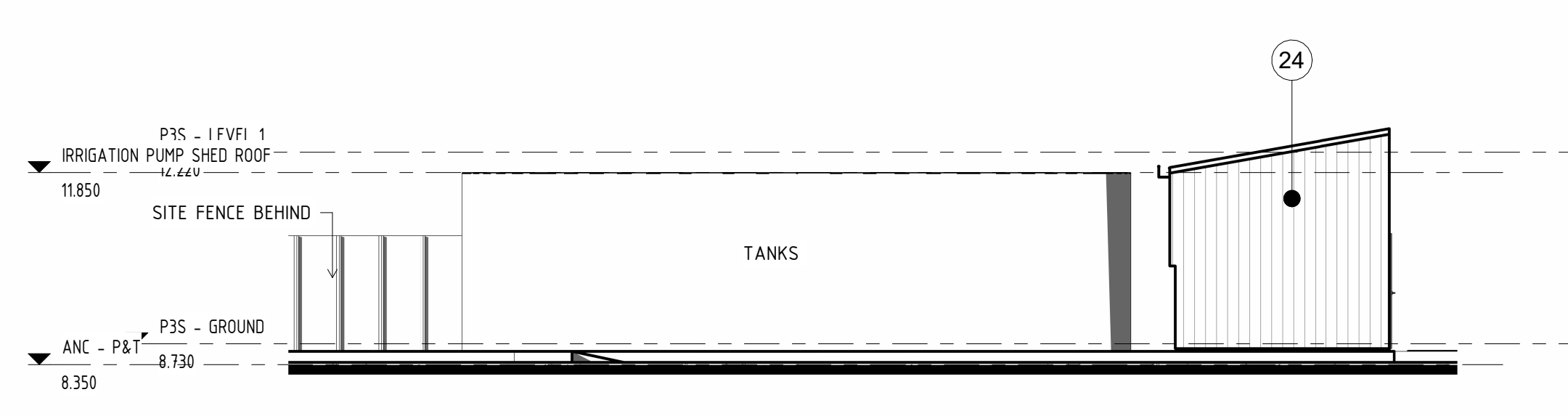


14 IRRIGATION PUMP SHED ROOF  
SCALE 1:200

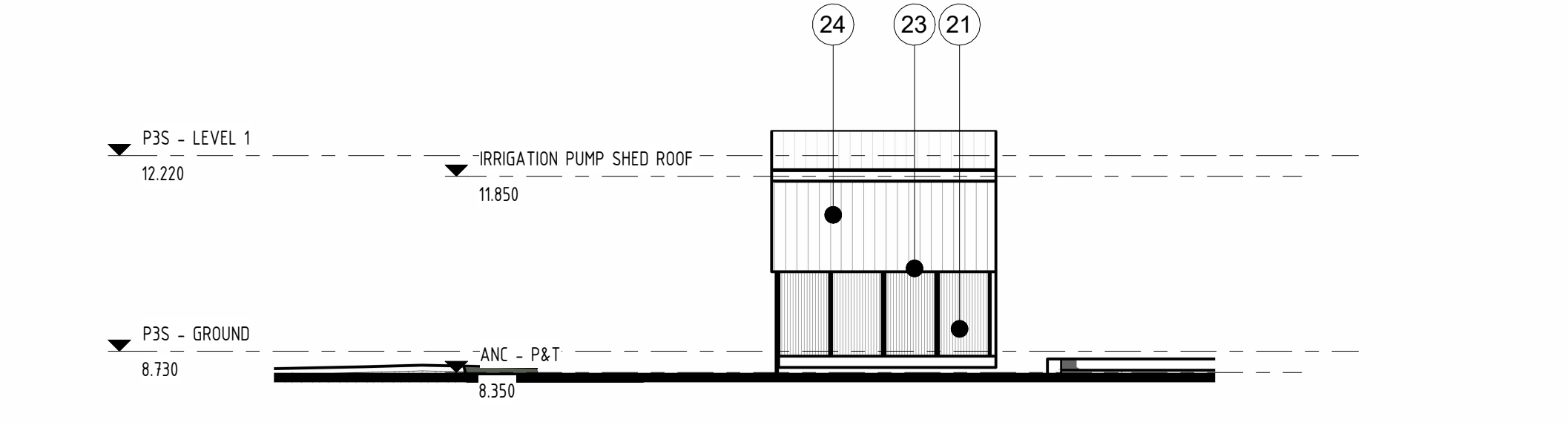


9 IRRIGATION PUMP SHED  
SCALE 1:100

10 IRRIGATION PUMP SHED, EAST  
SCALE 1:100



11 IRRIGATION PUMP SHED, SOUTH  
SCALE 1:100



12 IRRIGATION PUMP SHED, WEST  
SCALE 1:100

LEGEND	
1.	PRECAST CONCRETE - CLASS 2C PANEL
2.	PRECAST CONCRETE - CLASS 2C BLADE
3.	METAL CASSETTE FACADE SYSTEM
4.	FOLDED PERFORATED METAL SCREEN
5.	METAL DECK ROOF SHEET
6.	STEEL COLUMN - PAINT FINISH (INTUMESCENT W/ARCHITECTURAL COATING)
7.	HIGH PERFORMANCE GLASS
8.	PRE-FINISHED CFC PANEL
9.	WEBFORGE ALUMINIUM GRATING WITH POWDERCOAT FINISH
10.	GLASS BALUSTRADE (15m HIGH)
11.	GALVANIZED STEEL BALUSTRADE (12m HIGH)
12.	PANEL LIFT DOOR - METAL FACED
13.	BIFOLDING GLAZED DOOR / WINDOW
14.	VERTICAL BIFOLDING PANEL LIFT GLAZED DOOR
15.	VERTICAL S.S TENSIONED CABLED SYSTEM
16.	INTEGRATED PLANTER BOX
17.	STEEL TRUSS / COLUMN - ARCHITECTURAL PAINT FINISH W/ ANTI ROSTING MESH
18.	WOVEN STAINLESS STEEL MESH SCREEN
19.	TYPICAL MECHANICAL VENTILATION LOUVER - POWDERCOAT FINISH
20.	EXISTING METAL CLADDING
21.	POLYCARBONATE SHEET CLADDING
22.	FACE BRICK - STRETCHER BOND
23.	STEEL FRAME - SHOP APPLIED ARCHITECTURAL PAINT FINISH
24.	PROFILLED METAL DECK WALL CLADDING
25.	PERFORATED METAL CLADDING - 3mm ALUMINIUM - POWDERCOAT FINISH
26.	METAL ROLLER DOOR - POWDERCOAT FINISH
27.	VENTILATION LOUVER - POWDERCOAT FRAME

NOT FOR CONSTRUCTION

REV	DATE	DESCRIPTION	BY
H	06.01.2025	REVISED FOR DEVELOPMENT APPLICATION	SS
G	15.11.2024	ISSUED FOR DEVELOPMENT APPLICATION	SS
F	08.11.2024	ISSUED FOR DESIGN DEVELOPMENT	SS
E	12.07.2024	SCHEMATIC DESIGN	SS
D	01.03.2024	SCHEMATIC DESIGN	SS
C	23.02.2024	ISSUED FOR SD COORDINATION	SS
B	03.10.2023	SCHEMATIC DESIGN	SS
A	01.10.2023	ISSUED FOR LONG COORDINATION	GJM

**HUNT** ARCHITECTS  
Partners: Shaleen, Whelan, Norton  
Level 2, 301 Park Street  
Perth, WA 6000  
+61 8 922 4000  
perth@huntarchitects.com.au

Government of Western Australia  
Department of Finance  
Major Projects

ARCHITECTURAL  
DEPARTMENT OF FINANCE  
AUSTRALIAN HOCKEY CENTRE  
KENT ST, BENTLEY WA 6102

SITE PLANS  
ANCILLARY - VIDEO TOWER

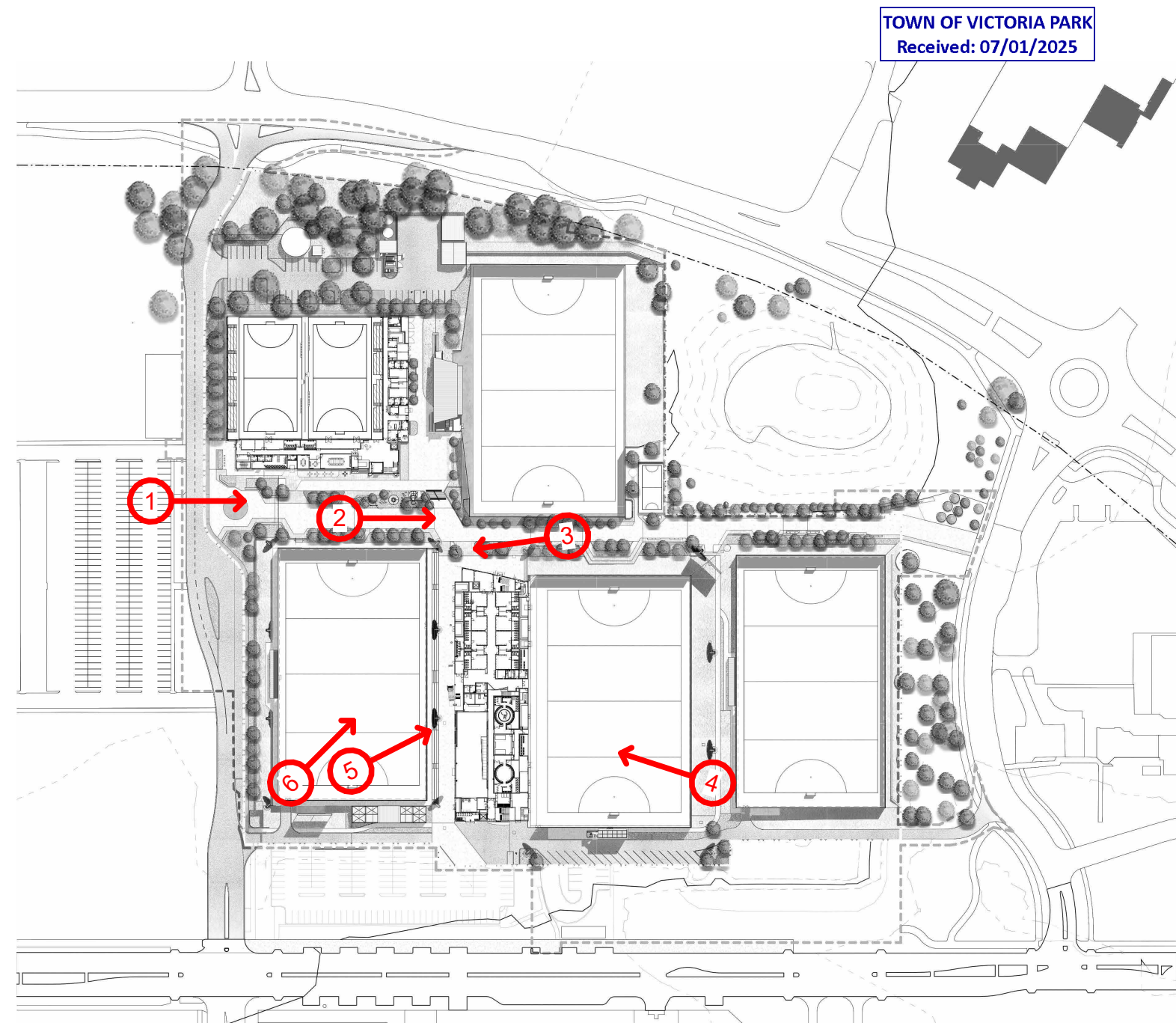
DRAWN	NAL	DESIGNED	Principal	REDUCED	0
CHECKED	SS	SS	SS	SS	SS
APPROVED	SS	SS	SS	SS	SS
SCALE	As indicated @ A0	DATE	06.01.2025	DRAWING No.	DD-1201
PROJECT No	2310	OF FILE No		REV	H
THIS IS A CAD DRAWING DO NOT AMEND MANUALLY					



1. VIEW FROM WEST OF KARRAK DRIVE - MAIN ENTRY



2. VIEW LOOKING EAST - CENTRAL SPINE AT INDOOR CENTRE ENTRY



3. VIEW LOOKING WEST - CENTRAL SPINE BETWEEN NORTH & SOUTH PITCHES



4. VIEW LOOKING WEST - SOUTH EAST CORNER OF SOUTH PITCH



5. VIEW LOOKING NORTH EAST - SOUTH BOUNDARY OF WEST PITCH



6. VIEW LOOKING NORTH EAST - SOUTH WEST CORNER OF WEST PITCH

NOT FOR CONSTRUCTION

REV	DATE	DESCRIPTION	BY
F	06.01.2025	REVISED FOR DEVELOPMENT APPLICATION	SS
E	15.11.2024	ISSUE FOR DEVELOPMENT APPLICATION	SS
D	08.11.2024	ISSUE FOR DESIGN DEVELOPMENT	SS
C	19.07.2024	SCHEMATIC DESIGN	SS
B	08.03.2024	SCHEMATIC DESIGN	SS
A	03.10.2023	SCHEMATIC DESIGN	SS

**HUNT**  
ARCHITECTS  
Perth Studio | Whistler Station  
Level 2, 303 Perth Street  
Perth, WA 6000  
+61 8 9252 4000  
perth@huntarchitects.com.au

**Government of Western Australia**  
Department of Finance  
Major Projects

ARCHITECTURAL  
DEPARTMENT OF FINANCE  
AUSTRALIAN HOCKEY CENTRE  
KENT ST, BENTLEY WA 6102  
PERSPECTIVE VIEWS

DRAWN	TT	DESIGNED	Designer	REDUCED
CHECKED	SS	PRINCIPAL		0
APPROVED	SS			
SCALE	@ A0	DATE	06.01.2025	DRAWING No. DD-9001
PROJECT No	2310	OF FILE No		REV. F

THIS IS A CAD DRAWING  
DO NOT AMEND MANUALLY

XXXXD-9001