

# Town of Victoria Park

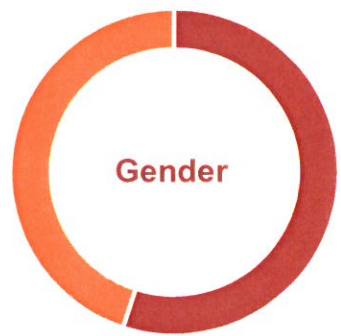
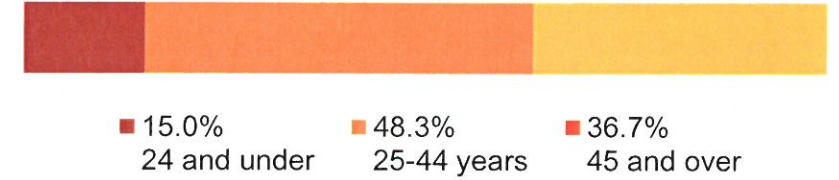
422 employees

Groups	Representation (%)	Equity Index
Aboriginal Australians	0.0	0
People with disability	0.9	262
Women	55.0	92
Women in management		
Tier 1 (Indoor)	0.0	N/A
Tier 2 (Indoor)	33.3	N/A
Tier 2 (Outdoor)	N/A	N/A
Tier 3 (Indoor)	35.7	N/A
Tier 3 (Outdoor)	N/A	N/A
People from culturally and linguistically diverse (CaLD) backgrounds	5.5	75
People 24 and under	15.4	N/A
People 45 and over	37.7	N/A

## Diversity



## Age profile



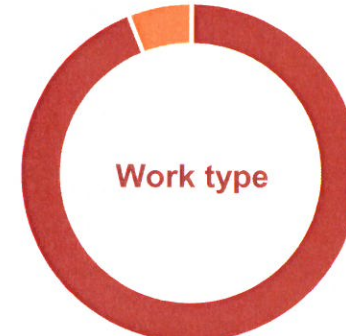
- 55.0% female
- 45.0% male
- 0.0% indeterminate/intersex/unspecified



- 1 Tier 1 managers
- 3 Tier 2 managers
- 14 Tier 3 managers



- 43.4% permanent
- 8.1% fixed term
- 48.6% casual
- 0.0% other



- 94% work indoors
- 6% work outdoors

