

appendices



Finance and Audit Committee
25 June 2018

TABLE OF CONTENTS

ITEM	TITLE	PAGE NO
8.1	Schedule of accounts for 31 May 2018	3
8.3	Auditor's Interim Audit Report 2017-2018 Financial Year	16
8.4	Review of wards and representation 2018	25

8.1 Schedule of accounts for 31 May 2018



All Payments Made From 1-May-18 To 31-May-18

<u>Payment</u>	<u>Date</u>	<u>Payee</u>	<u>Description</u>	<u>Amount</u>
Municipal Fund Bank Account				
Payments				
Creditors Cheques				
00608352	2-May-18	CSA Employer Services	Superannuation	807.93
00608366	30-May-18	CSA Employer Services	Superannuation	538.62
00608370	31-May-18	Department of Health Western Austra	Local Government Services	550.00
00608353	2-May-18	Local Government Racing and Cemeter	Superannuation	615.00
00608367	30-May-18	Local Government Racing and Cemeter	Superannuation	410.00
00608355	9-May-18	Office of State Revenue	Financial Services	9.48
00608356	9-May-18	Optus Billing Services Pty Ltd	Telephone Usage Charges	5,762.05
00608357	9-May-18	Telstra Corporation Ltd	Telephone Usage Charges	73.19
00608360	16-May-18	Telstra Corporation Ltd	Telephone Usage Charges	1,679.00
00608369	30-May-18	Telstra Corporation Ltd	Telephone Usage Charges	1,442.84
00608371	31-May-18	Telstra Network & Services	Telephone Usage Charges	1,024.99
00608354	2-May-18	Town of Victoria Park	Superannuation & Employee Deductions	5,889.95
00608368	30-May-18	Town of Victoria Park	Superannuation & Employee Deductions	3,953.63
00608358	9-May-18	Water Corporation	Water Usage Charges	1,844.72
00608361	16-May-18	Water Corporation	Water Usage Charges	5,683.61
00608364	23-May-18	Water Corporation	Water Usage Charges	325.95
Total Creditors Cheques				30,610.96
Creditors EFT Payments				
1166.3907-01	16-May-18	1300TEMPFENCE	Equipment Hire	275.00
1173.4473-01	23-May-18	283 Trading Unit Trust	Catering and Refreshments	45.00
1163.4462-01	9-May-18	2SE Pty Ltd T/As Wisdom in Your Lif	Event Performance and Activity	1,045.00
1163.1215-01	9-May-18	4 Logic	Software and IT Solutions	607.75
1164.5016-01	9-May-18	A Cumming	Grant - CCTV Partnership Program	750.00
1173.4-01	23-May-18	AAC Wristbands Australia Pty Ltd	Equipment Supply and Repair	955.00
1176.2419-01	30-May-18	AAPT Limited	Communication Services	4,956.74
1158.1328-01	2-May-18	Abco Products Pty Ltd	Cleaning Services and Equipment	937.01
1173.1328-01	23-May-18	Abco Products Pty Ltd	Cleaning Services and Equipment	1,011.41
1176.1328-01	30-May-18	Abco Products Pty Ltd	Cleaning Services and Equipment	119.13
1163.3400-01	9-May-18	Academy Services (WA) Pty Ltd	Cleaning Services and Equipment	7,896.16
1168.5073-01	16-May-18	Access Housing Australia Ltd	Refund - Rates	553.17
1166.8-01	16-May-18	Accidental First Aid Supplies	Medical Equipment and Services	161.48
1158.9-01	2-May-18	ACMV Design Consultants	Design and Drafting Services	2,062.50
1163.9-01	9-May-18	ACMV Design Consultants	Design and Drafting Services	2,062.50
1176.9-01	30-May-18	ACMV Design Consultants	Design and Drafting Services	1,787.50
1176.4732-01	30-May-18	Adept Photo Booths	Equipment Supply and Repair	499.00
1173.1303-01	23-May-18	Aecom Australia Pty Ltd	Planning and Building Services	9,719.99
1176.2555-01	30-May-18	AGS Metal Work	Steel Supplies	1,831.50
1173.750-01	23-May-18	Air Communications	Software and IT Solutions	1,100.00
1176.1764-01	30-May-18	Akcelik & Associates Pty Ltd	Software and IT Solutions	429.00
1166.1293-01	16-May-18	Alanco Australia Pty Ltd	Plant Supply and Servicing	67.47
1176.1293-01	30-May-18	Alanco Australia Pty Ltd	Plant Supply and Servicing	188.58
1173.2122-01	23-May-18	Alcolizer Pty Ltd	Equipment Supply and Repair	97.99
1176.2122-01	30-May-18	Alcolizer Pty Ltd	Equipment Supply and Repair	1,351.90
1163.1738-01	9-May-18	All Earth Waste Collection Services	Waste Management Services	15,973.65
1173.1738-01	23-May-18	All Earth Waste Collection Services	Waste Management Services	45,508.65
1158.18-01	2-May-18	All Signs	Sign Installation and Supply	1,045.00
1166.18-01	16-May-18	All Signs	Sign Installation and Supply	3,769.70
1166.570-01	16-May-18	Allflow Industrial	Machinery Servicing and Parts	521.84
1176.20-01	30-May-18	Allmark & Associates Pty Ltd	Uniforms and Protective Equipment	1,677.50
1163.17-01	9-May-18	Allpest WA	Pest Control Services	1,075.00
1166.17-01	16-May-18	Allpest WA	Pest Control Services	1,560.00
1173.17-01	23-May-18	Allpest WA	Pest Control Services	3,078.03
1166.3455-01	16-May-18	AllPet Products	Equipment Supply and Repair	551.06
1163.4391-01	9-May-18	Allstate Kerbing & Concrete	Footpath Materials and Construction	544.50
1158.4840-01	2-May-18	Altus Planning and Appeals	Planning and Building Services	2,200.00
1176.1175-01	30-May-18	Amalgamated Asphalt Services	Road Construction Materials and Services	11,550.00
1163.2774-01	9-May-18	Ampac Debt Recovery (WA) Pty Ltd	Financial Services	40.25
1176.4673-01	30-May-18	Anditi Pty Ltd	Photography and Imaging Services	16,720.00
1176.2665-01	30-May-18	Antz Inya Pantz Coffee Company Pty	Catering and Refreshments	150.00
1158.4759-01	2-May-18	APP Corporation Pty Ltd	Planning and Building Services	5,362.50
1176.1600-01	30-May-18	Arborwest Tree Farm	Landscaping Materials and Services	3,861.00



All Payments Made From 1-May-18 To 31-May-18

<u>Payment</u>	<u>Date</u>	<u>Payee</u>	<u>Description</u>	<u>Amount</u>
1158.4498-01	2-May-18	Ascot Sign Company	Printing Services	176.00
1166.662-01	16-May-18	Asphaltech Pty Ltd	Road Construction Materials and Services	25,000.00
1163.4121-01	9-May-18	Athletics Australia	Training Services	88.00
1173.3781-01	23-May-18	Atmos Foods	Resale Inventory	756.24
1177.5107-01	30-May-18	Au Li Ker Pty Ltd	Refund - Rates	157.89
1166.273-01	16-May-18	Australia Post	Postage Services	5,168.20
1173.2630-01	23-May-18	Australian Institute of Criminology	Training Services	800.00
1158.588-01	2-May-18	Australian Library & Information As	Membership and Subscription	64.50
1159.50-01	2-May-18	Australian Service Union	Superannuation	82.38
1179.50-01	30-May-18	Australian Service Union	Superannuation	54.92
1159.98000-0	2-May-18	Australian Taxation Office	Taxation	166,932.00
1170.98000-0	16-May-18	Australian Taxation Office	Taxation	158,070.00
1179.98000-0	30-May-18	Australian Taxation Office	Taxation	162,690.00
1163.3881-01	9-May-18	AWB Building Co	Facility Maintenance Services	27,131.50
1173.3881-01	23-May-18	AWB Building Co	Facility Maintenance Services	32,523.70
1176.3881-01	30-May-18	AWB Building Co	Facility Maintenance Services	17,319.23
1174.5071-01	23-May-18	B Nuich	Grant - CCTV Partnership Program	750.00
1173.4454-01	23-May-18	Ballajura Junior Football Club Inc	Kidsport Program	150.00
1158.3046-01	2-May-18	Barn Babes Clarkson	Event Performance and Activity	300.00
1176.3046-01	30-May-18	Barn Babes Clarkson	Event Performance and Activity	375.00
1163.960-01	9-May-18	Batteries Plus Technologies	Equipment Supply and Repair	1,298.00
1166.192-01	16-May-18	Beacon Equipment	Machinery Servicing and Parts	167.75
1158.280-01	2-May-18	Beaver Tree Services	Landscaping Materials and Services	95,740.07
1173.280-01	23-May-18	Beaver Tree Services	Landscaping Materials and Services	159,607.98
1173.2699-01	23-May-18	Belmont Junior Football Club	Kidsport Program	120.00
1176.2699-01	30-May-18	Belmont Junior Football Club	Kidsport Program	150.00
1173.2992-01	23-May-18	Belmont Junior Soccer Club	Kidsport Program	150.00
1173.1241-01	23-May-18	Belmont Netball Association Inc	Kidsport Program	150.00
1173.281-01	23-May-18	Benara Nurseries	Landscaping Materials and Services	1,341.35
1176.281-01	30-May-18	Benara Nurseries	Landscaping Materials and Services	302.50
1163.409-01	9-May-18	Bidfood WA Pty Ltd	Resale Inventory	356.75
1173.409-01	23-May-18	Bidfood WA Pty Ltd	Resale Inventory	325.82
1158.4874-01	2-May-18	Black Label Events	Event Performance and Activity	2,244.00
1174.5070-01	23-May-18	BlackBurn Property Strata Manager	Grant - CCTV Partnership Program	750.00
1158.286-01	2-May-18	Bob Jane T-Mart Victoria Park	Plant Supply and Servicing	275.00
1173.286-01	23-May-18	Bob Jane T-Mart Victoria Park	Plant Supply and Servicing	101.00
1176.286-01	30-May-18	Bob Jane T-Mart Victoria Park	Plant Supply and Servicing	1,158.00
1163.287-01	9-May-18	BOC Limited	Equipment Supply and Repair	1,352.21
1173.287-01	23-May-18	BOC Limited	Equipment Supply and Repair	78.96
1173.4684-01	23-May-18	Bollig Design Group	Design and Drafting Services	3,800.50
1163.384-01	9-May-18	Bonissimo	Resale Inventory	406.50
1173.333-01	23-May-18	Boral Construction Materials Group	Equipment Supply and Repair	573.79
1176.333-01	30-May-18	Boral Construction Materials Group	Equipment Supply and Repair	779.14
1166.3587-01	16-May-18	Bountiful Industries Pty Ltd	Equipment Supply and Repair	1,508.10
1162.2093-01	7-May-18	BP Australia Pty Ltd	Fuel and Oils	4,881.84
1166.1211-01	16-May-18	Brownes Foods Operations	Amenities	234.20
1176.442-01	30-May-18	Bucher Municipal Pty Ltd	Plant Supply and Servicing	253.00
1158.290-01	2-May-18	Bunnings Building Supplies Pty Ltd	Equipment Supply and Repair	424.14
1163.290-01	9-May-18	Bunnings Building Supplies Pty Ltd	Equipment Supply and Repair	601.97
1166.290-01	16-May-18	Bunnings Building Supplies Pty Ltd	Equipment Supply and Repair	886.15
1173.290-01	23-May-18	Bunnings Building Supplies Pty Ltd	Equipment Supply and Repair	277.52
1176.290-01	30-May-18	Bunnings Building Supplies Pty Ltd	Equipment Supply and Repair	317.29
1166.3354-01	16-May-18	Burswood Isuzu Ute	Plant Supply and Servicing	558.80
1176.4821-01	30-May-18	Buzz Enterprises P/L T/A Sifting Sa	Equipment Supply and Repair	4,847.92
1158.4687-01	2-May-18	C Results Print Management	Printing Services	27.50
1166.527-01	16-May-18	Cabcharge Australia Ltd	Transport Services	121.79
1176.527-01	30-May-18	Cabcharge Australia Ltd	Transport Services	69.83
1176.1483-01	30-May-18	Cake Factory Australia Pty Ltd	Light Refreshments	558.70
1166.1656-01	16-May-18	CallTech	Equipment Supply and Repair	826.00
1166.279-01	16-May-18	Caltex Aust Limited	Fuel and Oils	10,688.22
1166.299-01	16-May-18	Cancer Council WA	Equipment Supply and Repair	144.32
1174.4200-01	23-May-18	Canning Cosmos Junior Soccer Club	Kidsport Program	150.00
1163.298-01	9-May-18	Canon Australia Pty Ltd	Printing Services	857.00
1163.857-01	9-May-18	Capital Recycling	Waste Management Services	64.90
1166.857-01	16-May-18	Capital Recycling	Waste Management Services	1,320.00
1176.857-01	30-May-18	Capital Recycling	Waste Management Services	1,540.00



Payment Summary

Creditors, Non Creditors, EFTs and Payroll

All Payments Made From 1-May-18 To 31-May-18

<u>Payment</u>	<u>Date</u>	<u>Payee</u>	<u>Description</u>	<u>Amount</u>
1173.1129-01	23-May-18	Cardno (WA) Pty Ltd	Engineering & Surveying Services	1,980.00
1176.300-01	30-May-18	Carlisle Events Hire Pty Ltd	Equipment Hire	2,196.00
1166.2973-01	16-May-18	Carpets Online	Facility Maintenance Services	55,165.00
1173.4726-01	23-May-18	Catchpole Music Enterprises	Event Performance and Activity	150.00
1163.1503-01	9-May-18	CCM Furniture Pty Ltd t/as CCM Clea	Cleaning Services and Equipment	19,134.08
1166.1503-01	16-May-18	CCM Furniture Pty Ltd t/as CCM Clea	Cleaning Services and Equipment	148.50
1176.1503-01	30-May-18	CCM Furniture Pty Ltd t/as CCM Clea	Cleaning Services and Equipment	99.00
1158.1919-01	2-May-18	Centurion Temporary Fencing	Equipment Supply and Repair	396.00
1176.1919-01	30-May-18	Centurion Temporary Fencing	Equipment Supply and Repair	165.00
1176.3439-01	30-May-18	Champion Music	Event Performance and Activity	726.00
1166.4617-01	16-May-18	Chelsea Pizza Co EVP	Catering and Refreshments	435.60
1166.309-01	16-May-18	Chubb Fire & Security Pty Ltd	Fire Alarm and Security Services	488.62
1173.309-01	23-May-18	Chubb Fire & Security Pty Ltd	Fire Alarm and Security Services	451.00
1176.309-01	30-May-18	Chubb Fire & Security Pty Ltd	Fire Alarm and Security Services	920.68
1158.311-01	2-May-18	City of Belmont	Local Government Services	1,509.16
1173.311-01	23-May-18	City of Belmont	Local Government Services	200.00
1158.369-01	2-May-18	City of Perth	Local Government Services	302.30
1163.369-01	9-May-18	City of Perth	Local Government Services	47,206.00
1171.57-01	18-May-18	City of Perth Superannuation Plan	Superannuation	3,977.77
1180.57-01	30-May-18	City of Perth Superannuation Plan	Superannuation	2,755.67
1166.511-01	16-May-18	City Subaru	Plant Supply and Servicing	967.70
1173.511-01	23-May-18	City Subaru	Plant Supply and Servicing	308.85
1158.466-01	2-May-18	Civica Pty Ltd	Software and IT Solutions	1,965.83
1173.466-01	23-May-18	Civica Pty Ltd	Software and IT Solutions	91,841.17
1176.2342-01	30-May-18	Clark Rubber Cannington	Facility Maintenance Services	89.60
1163.483-01	9-May-18	Cleanaway	Waste Management Services	291,591.21
1173.483-01	23-May-18	Cleanaway	Waste Management Services	171,433.66
1166.3762-01	16-May-18	CleanFlow Environmental Solutions	Equipment Supply and Repair	1,523.50
1173.3762-01	23-May-18	CleanFlow Environmental Solutions	Equipment Supply and Repair	2,805.00
1166.629-01	16-May-18	Clever Patch Pty Ltd	Library Equipment and Stock	139.81
1173.3922-01	23-May-18	Cocktail Gastronomy Catering Pty Lt	Event Performance and Activity	104.00
1163.2588-01	9-May-18	Coles Supermarket Australia Pty Ltd	Resale Inventory	225.30
1166.2588-01	16-May-18	Coles Supermarket Australia Pty Ltd	Resale Inventory	271.43
1173.2588-01	23-May-18	Coles Supermarket Australia Pty Ltd	Resale Inventory	208.42
1176.2588-01	30-May-18	Coles Supermarket Australia Pty Ltd	Resale Inventory	105.16
1163.1199-01	9-May-18	ColleaguesNagels	Printing Services	4,318.22
1163.413-01	9-May-18	Construction Training Fund	Levy Payments	16,066.92
1158.689-01	2-May-18	Copley Contracting	Road Construction Materials and Services	9,801.00
1173.689-01	23-May-18	Copley Contracting	Road Construction Materials and Services	15,471.50
1176.689-01	30-May-18	Copley Contracting	Road Construction Materials and Services	13,321.00
1176.4154-01	30-May-18	CoreLogic Asia Pacific	Software and IT Solutions	2,243.87
1166.209-01	16-May-18	Coretex Australia Pty Ltd	Software and IT Solutions	752.40
1173.209-01	23-May-18	Coretex Australia Pty Ltd	Software and IT Solutions	752.40
1158.2186-01	2-May-18	Cornerstone Legal Pty Ltd	Legal Services	3,269.22
1173.2186-01	23-May-18	Cornerstone Legal Pty Ltd	Legal Services	1,199.10
1174.5093-01	23-May-18	Council of Owners 25 Harper St, Str	Grant - CCTV Partnership Program	750.00
1176.1735-01	30-May-18	Covs Parts Pty Ltd	Machinery Servicing and Parts	205.77
1173.4656-01	23-May-18	Creative ADM	Advertising Services	181.50
1163.953-01	9-May-18	Curtin University of Technology	Conference and Workshop Enrolment	4,995.00
1166.953-01	16-May-18	Curtin University of Technology	Conference and Workshop Enrolment	440.00
1173.953-01	23-May-18	Curtin University of Technology	Conference and Workshop Enrolment	165.00
1163.723-01	9-May-18	Data#3 Limited	Software and IT Solutions	86.31
1176.723-01	30-May-18	Data#3 Limited	Software and IT Solutions	6,587.34
1163.4769-01	9-May-18	Datacom Systems (AU) Pty Ltd	Software and IT Solutions	974.60
1173.4769-01	23-May-18	Datacom Systems (AU) Pty Ltd	Software and IT Solutions	359.92
1158.426-01	2-May-18	Daytone Printing Pty Ltd	Printing Services	938.30
1163.426-01	9-May-18	Daytone Printing Pty Ltd	Printing Services	850.30
1166.426-01	16-May-18	Daytone Printing Pty Ltd	Printing Services	323.00
1173.426-01	23-May-18	Daytone Printing Pty Ltd	Printing Services	370.70
1176.426-01	30-May-18	Daytone Printing Pty Ltd	Printing Services	382.80
1163.4782-01	9-May-18	DCM Services (KD Aire)	Air Conditioning Service & Maintenance	545.05
1173.4782-01	23-May-18	DCM Services (KD Aire)	Air Conditioning Service & Maintenance	2,963.57
1176.4782-01	30-May-18	DCM Services (KD Aire)	Air Conditioning Service & Maintenance	885.68
1176.4369-01	30-May-18	Delissimo	Catering and Refreshments	120.00
1163.1799-01	9-May-18	Department of Commerce	Levy Payments	17,463.31
1176.263-01	30-May-18	Department of Fire and Emergency	Contributions	650,796.16



All Payments Made From 1-May-18 To 31-May-18

<u>Payment</u>	<u>Date</u>	<u>Payee</u>	<u>Description</u>	<u>Amount</u>
1158.708-01	2-May-18	Department of Transport	Licencing and Subscriptions	3,862.55
1176.708-01	30-May-18	Department of Transport	Licencing and Subscriptions	2,221.05
1173.1372-01	23-May-18	Direct Coffee Supplies	Resale Inventory	350.00
1158.4466-01	2-May-18	Directions Workforce Solutions	Agency and Contract Staff	802.23
1166.4466-01	16-May-18	Directions Workforce Solutions	Agency and Contract Staff	802.24
1176.4466-01	30-May-18	Directions Workforce Solutions	Agency and Contract Staff	802.23
1173.3426-01	23-May-18	Discgolfpark Pty Ltd	Event Performance and Activity	495.00
1166.3516-01	16-May-18	Diversity Sustaniable Development	Environmental Services	2,612.50
1158.614-01	2-May-18	Domus Nursery	Landscaping Materials and Services	761.59
1166.614-01	16-May-18	Domus Nursery	Landscaping Materials and Services	612.70
1158.756-01	2-May-18	Dorma Automatics Pty Ltd	Machinery Servicing and Parts	198.00
1163.756-01	9-May-18	Dorma Automatics Pty Ltd	Machinery Servicing and Parts	3,806.99
1166.756-01	16-May-18	Dorma Automatics Pty Ltd	Machinery Servicing and Parts	297.00
1173.756-01	23-May-18	Dorma Automatics Pty Ltd	Machinery Servicing and Parts	3,415.72
1158.4697-01	2-May-18	Downer Engineering Power Pty Ltd	Equipment Supply and Repair	233.75
1176.849-01	30-May-18	DS Agencies Pty Ltd	Equipment Supply and Repair	4,752.00
1164.4987-01	9-May-18	DTH Construction Pty Ltd	Crossover Contribution	400.00
1176.859-01	30-May-18	Dulux Australia	Equipment Supply and Repair	1,062.81
1163.411-01	9-May-18	Dunbar Services (WA) Pty Ltd	Cleaning Services and Equipment	21.45
1176.3718-01	30-May-18	Duncan Nissan	Plant Supply and Servicing	34,229.60
1163.2375-01	9-May-18	Dynasty Embroidery (Australia) Pty	Uniforms and Protective Equipment	176.00
1168.5005-01	16-May-18	East Perth Women's Football Club	Kidsport Program	150.00
1173.3053-01	23-May-18	Edgefield Projects	Town Planning Services	726.00
1163.925-01	9-May-18	Educational Art Supplies	Library Equipment and Stock	112.82
1158.4041-01	2-May-18	Elite Compliance Pty Ltd	Design and Drafting Services	1,584.00
1163.4041-01	9-May-18	Elite Compliance Pty Ltd	Design and Drafting Services	1,452.00
1176.4041-01	30-May-18	Elite Compliance Pty Ltd	Design and Drafting Services	1,980.00
1173.778-01	23-May-18	Ellenby Tree Farm Pty Ltd	Landscaping Materials and Services	18,766.00
1173.451-01	23-May-18	Embroidery WA	Uniforms and Protective Equipment	136.24
1158.2372-01	2-May-18	Empire Estate Agent	Rental Payments	257.01
1173.2372-01	23-May-18	Empire Estate Agent	Rental Payments	5,518.02
1166.4752-01	16-May-18	Enzed Welshpool	Equipment Supply and Repair	52.88
1176.4752-01	30-May-18	Enzed Welshpool	Equipment Supply and Repair	308.00
1158.2064-01	2-May-18	Espresso Essential	Resale Inventory	945.80
1173.2064-01	23-May-18	Espresso Essential	Resale Inventory	1,299.89
1173.4458-01	23-May-18	Evolveplus Pty Ltd	Equipment Supply and Repair	1,760.00
1159.3243-01	2-May-18	Express Salary Packaging Pty Ltd	Superannuation & Employee Deductions	9,990.03
1170.3243-01	16-May-18	Express Salary Packaging Pty Ltd	Superannuation & Employee Deductions	9,990.03
1179.3243-01	30-May-18	Express Salary Packaging Pty Ltd	Superannuation & Employee Deductions	9,990.03
1166.541-01	16-May-18	Fennell Tyres International Pty Ltd	Tyres	280.00
1173.541-01	23-May-18	Fennell Tyres International Pty Ltd	Tyres	297.00
1176.541-01	30-May-18	Fennell Tyres International Pty Ltd	Tyres	310.00
1163.4499-01	9-May-18	Financially Empowered	Community Planning Services	250.00
1173.2197-01	23-May-18	Find Wise Location Services	Road Construction Materials and Services	492.80
1158.4410-01	2-May-18	Fineline Print and Copy Service (WA	Printing Services	777.70
1173.4410-01	23-May-18	Fineline Print and Copy Service (WA	Printing Services	115.50
1173.621-01	23-May-18	Fleet Fitness	Equipment Supply and Repair	3,037.10
1176.621-01	30-May-18	Fleet Fitness	Equipment Supply and Repair	319.00
1158.4259-01	2-May-18	Flexi Staff Pty Ltd	Agency and Contract Staff	6,963.96
1163.4259-01	9-May-18	Flexi Staff Pty Ltd	Agency and Contract Staff	2,734.73
1166.4259-01	16-May-18	Flexi Staff Pty Ltd	Agency and Contract Staff	3,102.67
1176.4259-01	30-May-18	Flexi Staff Pty Ltd	Agency and Contract Staff	5,056.06
1166.2388-01	16-May-18	Flight Centre	Travelling Expenses	677.00
1173.2388-01	23-May-18	Flight Centre	Travelling Expenses	1,823.03
1163.4488-01	9-May-18	Floral Image Pty Ltd	Equipment Supply and Repair	157.30
1163.3828-01	9-May-18	Foost Pty Ltd	Catering and Refreshments	55.00
1173.1280-01	23-May-18	Forestvale Trees Pty Ltd	Landscaping Materials and Services	8,954.00
1158.371-01	2-May-18	Frazzcon Enterprises	Sign Installation and Supply	7,645.05
1173.371-01	23-May-18	Frazzcon Enterprises	Sign Installation and Supply	4,250.33
1176.371-01	30-May-18	Frazzcon Enterprises	Sign Installation and Supply	509.84
1176.351-01	30-May-18	Fuji Xerox Australia Pty Ltd	Equipment Hire	5,291.85
1163.2701-01	9-May-18	Full Steam Ahead Ironing Service	Cleaning Services and Equipment	100.00
1166.2701-01	16-May-18	Full Steam Ahead Ironing Service	Cleaning Services and Equipment	395.55
1174.5090-01	23-May-18	G Molga & Ms A Molga	Grant - CCTV Partnership Program	750.00
1166.4213-01	16-May-18	Galactic Co-Operative WA Ltd	Equipment Supply and Repair	35.00
1158.3826-01	2-May-18	Game Vault	School Holiday Program Activities	560.00

Payment Summary
Creditors, Non Creditors, EFTs and Payroll

All Payments Made From 1-May-18 To 31-May-18

<u>Payment</u>	<u>Date</u>	<u>Payee</u>	<u>Description</u>	<u>Amount</u>
1158.2198-01	2-May-18	Garage Sale Trail Foundation	Membership and Subscription	5,500.00
1158.422-01	2-May-18	GHD Pty Ltd	Engineering Design	19,800.00
1173.469-01	23-May-18	Gladstone MRM (Australia) Pty Ltd	Software and IT Solutions	14,572.14
1176.2620-01	30-May-18	Glenn Swift Entertainment	School Holiday Program Activities	385.00
1173.3753-01	23-May-18	Go Graphics	Sign Installation and Supply	1,738.00
1158.4720-01	2-May-18	Go2cup	Catering and Refreshments	400.00
1166.4720-01	16-May-18	Go2cup	Catering and Refreshments	151.00
1168.5055-01	16-May-18	Goldblaze Nominees Pty Ltd ATF The	Refund - Rates	4,538.66
1163.4299-01	9-May-18	Goldpin Corporation Pty Ltd trading	Equipment Supply and Repair	3,080.00
1176.4299-01	30-May-18	Goldpin Corporation Pty Ltd trading	Equipment Supply and Repair	1,650.00
1163.682-01	9-May-18	Green Skills	Environmental Services	378.22
1166.4163-01	16-May-18	Grey Means Well	Event Performance and Activity	800.00
1176.4163-01	30-May-18	Grey Means Well	Event Performance and Activity	250.00
1166.3842-01	16-May-18	Griffon Alpha Group Pty Ltd	Fire Alarm and Security Services	5,082.00
1166.453-01	16-May-18	Gronbek Security	Fire Alarm and Security Services	204.55
1173.453-01	23-May-18	Gronbek Security	Fire Alarm and Security Services	189.00
1164.5023-01	9-May-18	H T Nguyen	Security Incentive Scheme	200.00
1158.491-01	2-May-18	Hays Personal Services	Agency and Contract Staff	3,259.06
1163.491-01	9-May-18	Hays Personal Services	Agency and Contract Staff	4,091.47
1166.491-01	16-May-18	Hays Personal Services	Agency and Contract Staff	3,619.77
1173.491-01	23-May-18	Hays Personal Services	Agency and Contract Staff	2,868.65
1176.491-01	30-May-18	Hays Personal Services	Agency and Contract Staff	1,726.03
1173.4996-01	23-May-18	Hi Tech Sport Pty Ltd	Equipment Supply and Repair	2,112.00
1158.364-01	2-May-18	Holcim (Australia) Pty Ltd	Road Construction Materials and Services	1,055.56
1173.364-01	23-May-18	Holcim (Australia) Pty Ltd	Road Construction Materials and Services	503.36
1164.5022-01	9-May-18	Home Fencing and Gates	Fencing	525.00
1163.3128-01	9-May-18	Horizon West Landscape and Irrigati	Landscaping Materials and Services	86,910.20
1158.523-01	2-May-18	Horizons West Bus & Coachlines	School Holiday Program Activities	2,241.25
1163.3079-01	9-May-18	Human Synergistics Australia Pty Lt	Training Services	5,438.75
1173.3079-01	23-May-18	Human Synergistics Australia Pty Lt	Training Services	1,158.69
1176.3079-01	30-May-18	Human Synergistics Australia Pty Lt	Training Services	1,554.19
1164.5013-01	9-May-18	I D'Antuono	Security Incentive Scheme	70.00
1173.3590-01	23-May-18	Icon Septech WA (Cascada)	Equipment Supply and Repair	9,843.90
1176.3590-01	30-May-18	Icon Septech WA (Cascada)	Equipment Supply and Repair	154.00
1158.3796-01	2-May-18	Iconic Property Services	Cleaning Services and Equipment	651.49
1163.3796-01	9-May-18	Iconic Property Services	Cleaning Services and Equipment	1,556.31
1166.3796-01	16-May-18	Iconic Property Services	Cleaning Services and Equipment	1,187.67
1173.3796-01	23-May-18	Iconic Property Services	Cleaning Services and Equipment	14,745.02
1176.3796-01	30-May-18	Iconic Property Services	Cleaning Services and Equipment	1,622.71
1158.4685-01	2-May-18	ILX Group Pty Ltd	Training Services	6,232.88
1163.210-01	9-May-18	Indoor Gardens Pty Ltd	Landscaping Materials and Services	1,180.30
1176.216-01	30-May-18	Insight CCS	Communication Services	1,373.52
1173.214-01	23-May-18	Instant Products Group	Equipment Supply and Repair	339.90
1166.2582-01	16-May-18	Instant Toilets and Showers Pty Ltd	Equipment Hire	304.17
1168.4745-01	16-May-18	Insurance Commission of WA	Refund - Debtor Overpayment	116.00
1176.970-01	30-May-18	Integral Development	Training Services	14,396.25
1176.5021-01	30-May-18	Integrity Audio Visual	Software and IT Solutions	374.00
1173.217-01	23-May-18	Interconnect It Solutions	Equipment Supply and Repair	3,325.00
1163.3859-01	9-May-18	IQ Cabinetmakers and Shop Fitters	Carpentry Services	1,067.00
1163.4837-01	9-May-18	Iron Mountain Australia Group Pty L	Equipment Supply and Repair	1,503.48
1166.2294-01	16-May-18	Isentia Pty Ltd	Communication Services	1,094.50
1176.684-01	30-May-18	Isubscribe Pty Ltd	Library Equipment and Stock	369.95
1164.5017-01	9-May-18	Itsua Vault Australia	Grant - CCTV Partnership Program	750.00
1163.284-01	9-May-18	J Blackwoods & Sons Pty Ltd	Uniforms and Protective Equipment	6.01
1166.284-01	16-May-18	J Blackwoods & Sons Pty Ltd	Uniforms and Protective Equipment	1,299.84
1173.284-01	23-May-18	J Blackwoods & Sons Pty Ltd	Uniforms and Protective Equipment	809.40
1173.2431-01	23-May-18	J Van De Velde	Landscaping Materials and Services	915.20
1166.222-01	16-May-18	Jackson McDonald Lawyers	Legal Services	4,400.00
1173.330-01	23-May-18	Jason Signmakers	Sign Installation and Supply	25,261.47
1163.2762-01	9-May-18	JB HiFi Commerical	Equipment Supply and Repair	2,249.00
1176.1376-01	30-May-18	JBA Surveys	Engineering & Surveying Services	880.00
1164.5030-01	9-May-18	Jewel of the Park	Grant - CCTV Partnership Program	750.00
1158.3553-01	2-May-18	Jim's Fencing (North Perth)	Fencing	1,980.00
1166.3553-01	16-May-18	Jim's Fencing (North Perth)	Fencing	473.00
1173.3553-01	23-May-18	Jim's Fencing (North Perth)	Fencing	803.00
1173.2432-01	23-May-18	Jim's Mowing (Cloverdale)	Landscaping Materials and Services	480.00

Payment Summary
Creditors, Non Creditors, EFTs and Payroll

All Payments Made From 1-May-18 To 31-May-18

<u>Payment</u>	<u>Date</u>	<u>Payee</u>	<u>Description</u>	<u>Amount</u>
1158.2432-01	2-May-18	Jim's Mowing Cloverdale	Landscaping Materials and Services	80.00
1163.2432-01	9-May-18	Jim's Mowing Cloverdale	Landscaping Materials and Services	50.00
1166.229-01	16-May-18	John Hughes Service	Plant Supply and Servicing	718.00
1158.230-01	2-May-18	Johns Building Supplies Pty Ltd	Equipment Supply and Repair	220.53
1166.230-01	16-May-18	Johns Building Supplies Pty Ltd	Equipment Supply and Repair	146.19
1173.230-01	23-May-18	Johns Building Supplies Pty Ltd	Equipment Supply and Repair	596.85
1176.230-01	30-May-18	Johns Building Supplies Pty Ltd	Equipment Supply and Repair	368.28
1163.3648-01	9-May-18	Josh Byrne & Associates Pty Ltd	Design and Drafting Services	20,663.50
1166.2351-01	16-May-18	JP Promotions	Event Performance and Activity	235.96
1173.2351-01	23-May-18	JP Promotions	Event Performance and Activity	878.74
1173.5036-01	23-May-18	Justinvest Financial Planning Pty L	Financial Services	330.00
1158.4753-01	2-May-18	Kaboom Toons Pty Ltd	Equipment Supply and Repair	400.00
1166.241-01	16-May-18	Kool-Line Electrical & Refrigeratio	Electrical Services and Maintenance	375.00
1173.241-01	23-May-18	Kool-Line Electrical & Refrigeratio	Electrical Services and Maintenance	490.00
1176.241-01	30-May-18	Kool-Line Electrical & Refrigeratio	Electrical Services and Maintenance	9,018.50
1169.2814-01	16-May-18	Landfill Gas & Power Pty Ltd	Electricity Usage Charges	53,145.49
1163.501-01	9-May-18	Landgate	Local Government Services	586.59
1173.501-01	23-May-18	Landgate	Local Government Services	330.02
1173.3543-01	23-May-18	Last Drop Reticulation & Landscapin	Landscaping Materials and Services	4,226.20
1173.5058-01	23-May-18	Latitude Perth Operations Pty Ltd	School Holiday Program Activities	450.00
1163.2447-01	9-May-18	Lazer Blaze Malaga	School Holiday Program Activities	390.00
1166.3670-01	16-May-18	LD Total	Landscaping Materials and Services	228,653.99
1163.252-01	9-May-18	Les Mills Asia Pacific	Licencing and Subscriptions	2,328.62
1166.252-01	16-May-18	Les Mills Asia Pacific	Licencing and Subscriptions	1,270.63
1173.5077-01	23-May-18	LG Professionals Australia	Training Services	275.00
1158.4395-01	2-May-18	LGC Group Pty Ltd	Traffic Control Services	7,375.50
1176.4395-01	30-May-18	LGC Group Pty Ltd	Traffic Control Services	2,514.05
1173.322-01	23-May-18	Local Government Planners Associati	Local Government Services	745.00
1163.3967-01	9-May-18	Local Government Professionals	Membership and Subscription	30.00
1166.3967-01	16-May-18	Local Government Professionals	Membership and Subscription	120.00
1176.3967-01	30-May-18	Local Government Professionals	Membership and Subscription	80.00
1158.3571-01	2-May-18	Local Government Professionals Aust	Local Government Services	275.00
1158.457-01	2-May-18	Lochness Pty Ltd	Landscaping Materials and Services	1,239.98
1163.457-01	9-May-18	Lochness Pty Ltd	Landscaping Materials and Services	12,870.00
1173.457-01	23-May-18	Lochness Pty Ltd	Landscaping Materials and Services	20,152.22
1166.3583-01	16-May-18	Lombard the Paper People	Event Performance and Activity	125.18
1163.687-01	9-May-18	Love Grid Badminton Academy Inc	Equipment Supply and Repair	511.25
1176.1904-01	30-May-18	Mackay Urbandesign	Planning and Building Services	2,337.50
1158.2515-01	2-May-18	Maia Financial Pty Ltd	Equipment Hire	13,045.90
1163.2515-01	9-May-18	Maia Financial Pty Ltd	Equipment Hire	40,358.04
1166.2515-01	16-May-18	Maia Financial Pty Ltd	Equipment Hire	14,023.56
1166.494-01	16-May-18	Major Motors Pty Ltd	Plant Supply and Servicing	101,906.55
1173.930-01	23-May-18	Malcolm & Caril Barker	Landscaping Materials and Services	770.00
1173.2706-01	23-May-18	Manning Magic Basketball Club Inc	Kidsport Program	150.00
1158.1693-01	2-May-18	Marketforce Pty Ltd	Advertising Services	4,132.56
1163.1693-01	9-May-18	Marketforce Pty Ltd	Advertising Services	2,788.35
1166.1693-01	16-May-18	Marketforce Pty Ltd	Advertising Services	2,666.02
1173.1693-01	23-May-18	Marketforce Pty Ltd	Advertising Services	3,519.31
1158.317-01	2-May-18	Marlbroh Bingo Enterprises	Bingo Costs	1,868.30
1163.317-01	9-May-18	Marlbroh Bingo Enterprises	Bingo Costs	5,551.40
1163.4980-01	9-May-18	Marr Mooditj Training Aboriginal	Training Services	1,777.05
1163.319-01	9-May-18	McLeods	Legal Services	2,489.52
1166.319-01	16-May-18	McLeods	Legal Services	2,043.65
1173.319-01	23-May-18	McLeods	Legal Services	3,075.09
1158.4936-01	2-May-18	McMillan Deli	Equipment Supply and Repair	469.95
1166.3084-01	16-May-18	MCW Corporation T/A Perth Security	Fire Alarm and Security Services	1,994.52
1176.3981-01	30-May-18	Melville Subaru	Transport Services	27,452.20
1163.600-01	9-May-18	Message4U Pty Ltd	Communication Services	218.68
1176.3082-01	30-May-18	Meter Australia Pty Limited	Office Supplies	169.40
1158.3408-01	2-May-18	Michael Page International	Agency and Contract Staff	5,861.63
1163.3408-01	9-May-18	Michael Page International	Agency and Contract Staff	14,006.43
1173.3408-01	23-May-18	Michael Page International	Agency and Contract Staff	1,179.09
1166.1568-01	16-May-18	Milford Framers	Printing Services	470.58
1158.4998-01	2-May-18	Military Shop	Event Performance and Activity	24.42
1158.189-01	2-May-18	Mindarie Regional Council	Waste Management Services	43,183.80
1163.189-01	9-May-18	Mindarie Regional Council	Waste Management Services	58,920.84



All Payments Made From 1-May-18 To 31-May-18

<u>Payment</u>	<u>Date</u>	<u>Payee</u>	<u>Description</u>	<u>Amount</u>
1166.189-01	16-May-18	Mindarie Regional Council	Waste Management Services	29,569.32
1173.189-01	23-May-18	Mindarie Regional Council	Waste Management Services	111,650.17
1173.2657-01	23-May-18	Miracle Recreation Equipment	Equipment Supply and Repair	5,737.60
1163.1933-01	9-May-18	MLC Roof Services Pty Ltd	Facility Maintenance Services	330.00
1173.1933-01	23-May-18	MLC Roof Services Pty Ltd	Facility Maintenance Services	242.00
1176.1817-01	30-May-18	Mobile Mouse	Training Services	200.00
1163.3280-01	9-May-18	Moore Stephens Perth Pty Ltd	Financial Services	214.50
1173.4490-01	23-May-18	Morley Districts Netball Club	Kidsport Program	150.00
1173.5025-01	23-May-18	Mr A A Jayamaha	Refund - Fees and Charges	200.00
1168.5052-01	16-May-18	Mr A B Coles	Security Incentive Scheme	140.00
1174.5088-01	23-May-18	Mr A J Deakin	Security Incentive Scheme	140.00
1158.5009-01	2-May-18	Mr A J Fishwick & Mrs M K Fishwick	Refund - Rates	731.95
1174.5065-01	23-May-18	Mr A S McIntyre	Grant - CCTV Partnership Program	750.00
1176.1506-01	30-May-18	Mr A Vuleta	Staff Payments and Reimbursement	80.00
1166.3862-01	16-May-18	Mr B McLean	Staff Payments and Reimbursement	36.97
1168.5075-01	16-May-18	Mr B S Butler	Refund - Rates	302.33
1163.4549-01	9-May-18	Mr B X Killigrew	Staff Payments and Reimbursement	1,535.00
1173.4549-01	23-May-18	Mr B X Killigrew	Staff Payments and Reimbursement	349.10
1174.5043-01	23-May-18	Mr C J Hallion	Refund - Memberships	46.67
1164.5026-01	9-May-18	Mr C Zimitat	Grant - CCTV Partnership Program	750.00
1174.5081-01	23-May-18	Mr C Zimitat & Mr B R Goodsell	Security Incentive Scheme	200.00
1173.5063-01	23-May-18	Mr D Ansted	Art and Event	8,140.00
1160.5008-01	2-May-18	Mr D G Gotti & Mrs R Gotti	Refund - Rates	261.82
1177.5097-01	30-May-18	Mr D J Sara	Security Incentive Scheme	200.00
1168.5051-01	16-May-18	Mr D Reilly	Security Incentive Scheme	220.00
1164.5029-01	9-May-18	Mr D S Callanan	Grant - CCTV Partnership Program	750.00
1163.1508-01	9-May-18	Mr G J Patrick	Staff Payments and Reimbursement	75.65
1176.4920-01	30-May-18	Mr L Steed	Event Performance and Activity	250.00
1174.4970-01	23-May-18	Mr M A Robinson	Refund - Rates	76.14
1177.4970-01	30-May-18	Mr M A Robinson	Refund - Rates	72.37
1160.5010-01	2-May-18	Mr M White	Refund - Memberships	45.80
1173.5034-01	23-May-18	Mr N Chester	Communication Services	330.00
1174.5089-01	23-May-18	Mr N J Waghorn	Grant - CCTV Partnership Program	750.00
1168.5050-01	16-May-18	Mr O L Duarte	Security Incentive Scheme	110.00
1164.5027-01	9-May-18	Mr O M Browne	Grant - CCTV Partnership Program	750.00
1174.5068-01	23-May-18	Mr P R Belton	Grant - CCTV Partnership Program	750.00
1174.5091-01	23-May-18	Mr R D Stratton	Grant - CCTV Partnership Program	750.00
1174.5064-01	23-May-18	Mr R Danesfaleh	Grant - CCTV Partnership Program	750.00
1168.5032-01	16-May-18	Mr R Fischer	Refund - Rates	61.62
1164.5028-01	9-May-18	Mr R M Baker	Grant - CCTV Partnership Program	750.00
1173.5000-01	23-May-18	Mr R Steele	Event Performance and Activity	300.00
1158.5002-01	2-May-18	Mr R Vangelovski	Staff Payments and Reimbursement	48.00
1174.5096-01	23-May-18	Mr R W Anderson & Mrs S L Anderson	Refund - Rates	584.23
1158.2463-01	2-May-18	Mr S Nannup	Event Performance and Activity	550.00
1166.5062-01	16-May-18	Mr T C Ogilby	Staff Payments and Reimbursement	106.41
1166.2624-01	16-May-18	Mr V Riley	Event Performance and Activity	200.00
1164.5024-01	9-May-18	Mr W Harrison	Grant - CCTV Partnership Program	750.00
1174.5083-01	23-May-18	Mr W M Chong	Refund - Rates	3,669.93
1174.5069-01	23-May-18	Mr W M Scaini	Grant - CCTV Partnership Program	750.00
1174.5087-01	23-May-18	Mrs G S Fuller & Mr T B Fuller	Security Incentive Scheme	200.00
1164.5011-01	9-May-18	Mrs M Merryweather	Refund - Memberships	148.00
1163.4994-01	9-May-18	Mrs N E Martin Goode	Staff Payments and Reimbursement	98.00
1166.4994-01	16-May-18	Mrs N E Martin Goode	Staff Payments and Reimbursement	2,000.00
1174.5066-01	23-May-18	Mrs P M D'Cruze	Grant - CCTV Partnership Program	500.00
1177.5104-01	30-May-18	Ms A Flynn	Refund - Memberships	55.00
1174.4034-01	23-May-18	Ms A M Levett	Street Meet n Greet	737.85
1160.4197-01	2-May-18	Ms A Ripepi	Event Performance and Activity	250.00
1177.4707-01	30-May-18	Ms B E Parker	Refund - Rates	1,150.00
1168.5053-01	16-May-18	Ms B Pettina	Security Incentive Scheme	70.00
1166.5012-01	16-May-18	Ms C Gowland	Donation-Individual	200.00
1176.5056-01	30-May-18	Ms E Paul	Event Performance and Activity	40.00
1164.4915-01	9-May-18	Ms G M Cheng	Grant - CCTV Partnership Program	632.50
1174.5067-01	23-May-18	Ms H A Stockmann	Grant - CCTV Partnership Program	725.00
1173.3980-01	23-May-18	Ms H Campbell	Library Services	15.10
1168.5045-01	16-May-18	Ms J Davis	Refund - Memberships	133.20
1164.5015-01	9-May-18	Ms J L Fittock	Security Incentive Scheme	200.00



All Payments Made From 1-May-18 To 31-May-18

<u>Payment</u>	<u>Date</u>	<u>Payee</u>	<u>Description</u>	<u>Amount</u>
1174.5078-01	23-May-18	Ms J Mendonca	Security Incentive Scheme	200.00
1173.4735-01	23-May-18	Ms J Morris	Equipment Supply and Repair	200.00
1168.5046-01	16-May-18	Ms J Smith	Refund - Memberships	162.00
1164.5014-01	9-May-18	Ms K Greenslade	Security Incentive Scheme	120.00
1168.5044-01	16-May-18	Ms K Smith	Refund - Memberships	162.00
1174.3936-01	23-May-18	Ms K Wray	Street Meet n Greet	200.00
1176.5103-01	30-May-18	Ms L A Sabitzer	Staff Payments and Reimbursement	106.54
1168.5049-01	16-May-18	Ms L Blackburn	Refund - Memberships	108.20
1168.5007-01	16-May-18	Ms L Ward	Health Instructors	336.00
1176.4555-01	30-May-18	Ms N J Gregson	Event Performance and Activity	450.00
1174.5092-01	23-May-18	Ms P A Forte & Mr M Passalacqua	Grant - CCTV Partnership Program	750.00
1168.4484-01	16-May-18	Ms S Parkinson	Event Performance and Activity	200.00
1174.5072-01	23-May-18	Ms T Cook	Crossover Contribution	400.00
1168.5047-01	16-May-18	Ms Y Ta	Refund - Memberships	162.00
1168.5048-01	16-May-18	Ms Y Xiao	Refund - Memberships	108.20
1166.1527-01	16-May-18	ND Engineering	Engineering & Surveying Services	1,331.00
1173.4954-01	23-May-18	Nexus Point Pictures Pty Ltd	Event Performance and Activity	4,730.00
1163.4536-01	9-May-18	Ngala Boodja Aboriginal Land Care	Landscaping Materials and Services	440.00
1176.201-01	30-May-18	OCLC (UK) Ltd	Training Services	11,676.64
1173.2041-01	23-May-18	OCP Sales	Equipment Supply and Repair	3,696.00
1163.657-01	9-May-18	Octagon-BKG Lifts	Machinery Servicing and Parts	1,873.54
1163.2428-01	9-May-18	OfficeMax Australia Limited	Office Supplies	148.88
1176.2428-01	30-May-18	OfficeMax Australia Limited	Office Supplies	100.78
1158.202-01	2-May-18	Officeworks Superstores Pty Ltd	Office Supplies	1,474.54
1163.202-01	9-May-18	Officeworks Superstores Pty Ltd	Office Supplies	86.84
1166.202-01	16-May-18	Officeworks Superstores Pty Ltd	Office Supplies	383.95
1176.4596-01	30-May-18	One 20 Productions	Event Performance and Activity	959.20
1158.1287-01	2-May-18	Outsource Business Support Solution	Business Systems Development	1,542.75
1173.1287-01	23-May-18	Outsource Business Support Solution	Business Systems Development	1,179.75
1166.4584-01	16-May-18	Owen's Painting Services Pty Ltd	Painting Services	935.00
1176.4584-01	30-May-18	Owen's Painting Services Pty Ltd	Painting Services	4,400.00
1158.4947-01	2-May-18	Oxfords Carpentry and Renovations P	Equipment Supply and Repair	2,123.00
1173.2554-01	23-May-18	Paperbark Technologies Pty Ltd	Engineering & Surveying Services	330.00
1166.475-01	16-May-18	Parkland Mazda	Plant Supply and Servicing	59.79
1166.1385-01	16-May-18	Parks & Leisure Australia	Training Services	770.00
1173.1385-01	23-May-18	Parks & Leisure Australia	Training Services	770.00
1176.4081-01	30-May-18	Parties Kids Remember	Event Performance and Activity	265.00
1173.2725-01	23-May-18	Perth Basketball Association Inc	Kidsport Program	550.00
1176.2725-01	30-May-18	Perth Basketball Association Inc	Kidsport Program	330.00
1158.401-01	2-May-18	Perth Cricket Club Inc	Facility Maintenance Services	34,320.00
1166.4398-01	16-May-18	Perth Electric Bike Centre	Equipment Supply and Repair	149.00
1174.5031-01	23-May-18	Perth Football Club Inc	Grant - CCTV Partnership Program	580.00
1176.647-01	30-May-18	Perth Football Club Inc	Contributions	27,500.00
1176.866-01	30-May-18	Perth Garage Door Company	Equipment Supply and Repair	750.00
1163.1946-01	9-May-18	Perth Safety Products	Uniforms and Protective Equipment	82.50
1166.1571-01	16-May-18	Perth Stripes and Signs	Sign Installation and Supply	259.60
1173.1571-01	23-May-18	Perth Stripes and Signs	Sign Installation and Supply	720.50
1158.1521-01	2-May-18	Perth Zoo	School Holiday Program Activities	522.75
1166.3970-01	16-May-18	Pinpoint Communications Pty Ltd	Fleet Management Services	1,738.00
1173.2481-01	23-May-18	Plantrite	Landscaping Materials and Services	734.09
1176.2481-01	30-May-18	Plantrite	Landscaping Materials and Services	1,797.40
1176.482-01	30-May-18	PLE Computers	Software and IT Solutions	1,792.41
1176.1060-01	30-May-18	Portner Press Pty Ltd	Human Resource Services	495.00
1174.5054-01	23-May-18	Power Business Systems (WA) Pty Ltd	Refund - Rates	3,088.67
1173.3905-01	23-May-18	Powerlux WA	Electrical Services and Maintenance	19,117.96
1163.947-01	9-May-18	PowerVac Pty Ltd	Equipment Supply and Repair	200.55
1158.3317-01	2-May-18	PR Power Pty Ltd	Electrical Services and Maintenance	490.05
1158.677-01	2-May-18	Premier Glass & Mirrors	Facility Maintenance Services	341.57
1163.677-01	9-May-18	Premier Glass & Mirrors	Facility Maintenance Services	3,912.95
1163.4442-01	9-May-18	Prime Trophies	Equipment Supply and Repair	146.00
1163.2241-01	9-May-18	Progilty Pty Ltd	Software and IT Solutions	6,137.01
1176.2241-01	30-May-18	Progilty Pty Ltd	Software and IT Solutions	1,951.84
1158.746-01	2-May-18	Quick Corporate Australia	Office Supplies	1,178.55
1163.746-01	9-May-18	Quick Corporate Australia	Office Supplies	588.98
1173.746-01	23-May-18	Quick Corporate Australia	Office Supplies	1,702.57
1176.746-01	30-May-18	Quick Corporate Australia	Office Supplies	662.01



All Payments Made From 1-May-18 To 31-May-18

<u>Payment</u>	<u>Date</u>	<u>Payee</u>	<u>Description</u>	<u>Amount</u>
1176.2267-01	30-May-18	Quick Mail	Postage Services	559.90
1173.3689-01	23-May-18	RealmStudios Pty Ltd	Landscaping Materials and Services	18,605.57
1163.3856-01	9-May-18	Rebel Sport Limited	Equipment Supply and Repair	155.88
1163.4670-01	9-May-18	Recreational Music Making Pty Ltd	Event Performance and Activity	5,000.00
1176.2631-01	30-May-18	Recycle WA Pty Ltd	Waste Management Services	11,001.70
1158.3365-01	2-May-18	Red Eclectic	Photography and Imaging Services	1,100.00
1163.3365-01	9-May-18	Red Eclectic	Photography and Imaging Services	100.00
1166.2349-01	16-May-18	Redman Solutions	Software and IT Solutions	5,808.00
1173.2349-01	23-May-18	Redman Solutions	Software and IT Solutions	3,466.16
1158.2471-01	2-May-18	Refresh Waters Pty Ltd	Equipment Supply and Repair	157.50
1166.2471-01	16-May-18	Refresh Waters Pty Ltd	Equipment Supply and Repair	115.50
1173.2471-01	23-May-18	Refresh Waters Pty Ltd	Equipment Supply and Repair	52.50
1163.4579-01	9-May-18	Regents Isuzu Ute Osborne Park	Plant Supply and Servicing	35,029.19
1166.4579-01	16-May-18	Regents Isuzu Ute Osborne Park	Plant Supply and Servicing	328.68
1176.4579-01	30-May-18	Regents Isuzu Ute Osborne Park	Plant Supply and Servicing	839.99
1176.2457-01	30-May-18	Reino International Pty Ltd	Equipment Supply and Repair	88.00
1176.4397-01	30-May-18	Remote Civils Australia	Footpath Materials and Construction	78,592.57
1173.3033-01	23-May-18	Robs Shade Sail Repair	Shade Sails Supply and Installation	220.00
1158.4852-01	2-May-18	Rolloways	Art and Event	342.00
1158.3146-01	2-May-18	Rosevale Electrical Pty Ltd	Electrical Services and Maintenance	5,685.90
1163.3146-01	9-May-18	Rosevale Electrical Pty Ltd	Electrical Services and Maintenance	27,836.00
1166.3146-01	16-May-18	Rosevale Electrical Pty Ltd	Electrical Services and Maintenance	440.00
1173.3146-01	23-May-18	Rosevale Electrical Pty Ltd	Electrical Services and Maintenance	40,976.10
1176.3146-01	30-May-18	Rosevale Electrical Pty Ltd	Electrical Services and Maintenance	19,659.20
1176.813-01	30-May-18	Rotary Club of Victoria Park Wester	Contributions	1,500.00
1158.2738-01	2-May-18	Safer Sands	Landscaping Materials and Services	2,179.32
1158.3880-01	2-May-18	Schlager Group Pty Ltd	Facility Maintenance Services	561.78
1173.3880-01	23-May-18	Schlager Group Pty Ltd	Facility Maintenance Services	2,501.91
1176.3880-01	30-May-18	Schlager Group Pty Ltd	Facility Maintenance Services	649.29
1163.383-01	9-May-18	Schweppes Australia Pty Ltd	Resale Inventory	804.90
1173.383-01	23-May-18	Schweppes Australia Pty Ltd	Resale Inventory	238.84
1176.383-01	30-May-18	Schweppes Australia Pty Ltd	Resale Inventory	513.96
1173.4855-01	23-May-18	Scorpions Floorball Club Inc	Event Performance and Activity	55.00
1166.2455-01	16-May-18	Scott Print	Printing Services	319.00
1176.2455-01	30-May-18	Scott Print	Printing Services	176.00
1173.3763-01	23-May-18	SeamlessCMS Pty Ltd	Communication Services	71.50
1163.1816-01	9-May-18	Secure Cash	Financial Services	1,895.30
1163.1820-01	9-May-18	Secure Cash	Financial Services	722.25
1166.1820-01	16-May-18	Secure Cash	Financial Services	276.85
1158.2367-01	2-May-18	SEM Distribution	Equipment Supply and Repair	159.76
1163.2367-01	9-May-18	SEM Distribution	Equipment Supply and Repair	105.92
1166.2367-01	16-May-18	SEM Distribution	Equipment Supply and Repair	49.82
1176.2367-01	30-May-18	SEM Distribution	Equipment Supply and Repair	238.31
1166.1208-01	16-May-18	Shane McMaster Surveys	Engineering & Surveying Services	1,100.00
1173.1208-01	23-May-18	Shane McMaster Surveys	Engineering & Surveying Services	1,100.00
1173.4866-01	23-May-18	Sherwood Flooring Pty Ltd	Equipment Supply and Repair	131.47
1158.354-01	2-May-18	Sigma Chemicals	Equipment Supply and Repair	3,151.75
1163.354-01	9-May-18	Sigma Chemicals	Equipment Supply and Repair	206.80
1166.354-01	16-May-18	Sigma Chemicals	Equipment Supply and Repair	285.45
1173.354-01	23-May-18	Sigma Chemicals	Equipment Supply and Repair	1,653.31
1166.122-01	16-May-18	Signarama Burswood	Sign Installation and Supply	567.60
1163.127-01	9-May-18	Slater Gartrell Sports	Equipment Supply and Repair	61.60
1158.4953-01	2-May-18	Slidemaster Pty Ltd	Equipment Supply and Repair	4,224.00
1158.1528-01	2-May-18	Smoke and Mirrors Audio Visual	Equipment Supply and Repair	7,703.50
1158.2493-01	2-May-18	Sonic HealthPlus Pty Ltd	Medical Equipment and Services	1,057.10
1163.2493-01	9-May-18	Sonic HealthPlus Pty Ltd	Medical Equipment and Services	1,820.50
1166.2493-01	16-May-18	Sonic HealthPlus Pty Ltd	Medical Equipment and Services	305.25
1176.2493-01	30-May-18	Sonic HealthPlus Pty Ltd	Medical Equipment and Services	2,755.77
1173.4898-01	23-May-18	South Perth Junior Football Club	Kidsport Program	135.00
1173.2964-01	23-May-18	South Perth United Football Club	Kidsport Program	150.00
1163.138-01	9-May-18	St John Ambulance Australia (WA) In	Training Services	207.90
1173.138-01	23-May-18	St John Ambulance Australia (WA) In	Training Services	279.80
1176.138-01	30-May-18	St John Ambulance Australia (WA) In	Training Services	2,498.97
1173.3480-01	23-May-18	Stirling Panthers Soccer Club	Kidsport Program	165.00
1166.3996-01	16-May-18	StrataGreen	Landscaping Materials and Services	574.20
1173.3996-01	23-May-18	StrataGreen	Landscaping Materials and Services	2,271.71



All Payments Made From 1-May-18 To 31-May-18

<u>Payment</u>	<u>Date</u>	<u>Payee</u>	<u>Description</u>	<u>Amount</u>
1163.3985-01	9-May-18	Subaru Osborne Park and Osborne Par	Equipment Supply and Repair	27,281.00
1173.4960-01	23-May-18	Sublena Group Pty Ltd	Catering and Refreshments	16.00
1158.4612-01	2-May-18	Sullivan Commercial Pty Ltd	Valuation Services	1,815.00
1166.1363-01	16-May-18	Sunny Industrial Brushware	Sign Installation and Supply	1,743.50
1158.141-01	2-May-18	Sunny Sign Company Pty Ltd	Sign Installation and Supply	346.83
1163.141-01	9-May-18	Sunny Sign Company Pty Ltd	Sign Installation and Supply	299.97
1176.141-01	30-May-18	Sunny Sign Company Pty Ltd	Sign Installation and Supply	244.09
1163.1785-01	9-May-18	Supa Pest & Weed Control	Facility Maintenance Services	26,476.10
1174.4160-01	23-May-18	SupaNova Synchronised Swimming Club	Kidsport Program	150.00
1171.4916-01	18-May-18	SuperChoice Services	Superannuation	316,489.56
1180.4916-01	30-May-18	SuperChoice Services	Superannuation	206,257.75
1163.2109-01	9-May-18	Swan Towing	Towing Services	330.00
1166.3780-01	16-May-18	Swansea Street Markets	Catering and Refreshments	101.70
1176.3780-01	30-May-18	Swansea Street Markets	Catering and Refreshments	110.65
1161.144-01	2-May-18	Synergy	Electricity Usage Charges	5,326.75
1165.144-01	9-May-18	Synergy	Electricity Usage Charges	2,517.85
1169.144-01	16-May-18	Synergy	Electricity Usage Charges	64,272.45
1175.144-01	23-May-18	Synergy	Electricity Usage Charges	18,804.30
1178.144-01	30-May-18	Synergy	Electricity Usage Charges	2,353.40
1166.145-01	16-May-18	Taborda Contracting Pty Ltd	Traffic Control Services	2,488.20
1173.2666-01	23-May-18	Talis Consultants Pty Ltd	Noise Monitoring and Analysis	2,431.00
1176.2156-01	30-May-18	Tamala Park Regional Council	Environmental Services	17,261.54
1163.2016-01	9-May-18	Tanks for Hire	Equipment Supply and Repair	880.00
1173.5074-01	23-May-18	Taylor Hardyman Group Pty Ltd T/A	Equipment Supply and Repair	2,533.30
1166.3513-01	16-May-18	Technology One Limited	Software and IT Solutions	9,020.00
1158.1939-01	2-May-18	TenderLink.com	Advertising Services	172.70
1166.4480-01	16-May-18	Termico Pest Management Pty Ltd	Equipment Supply and Repair	1,245.50
1158.1869-01	2-May-18	The BBQ Man	Cleaning Services and Equipment	976.80
1166.408-01	16-May-18	The Distributors Perth	Resale Inventory	398.20
1173.408-01	23-May-18	The Distributors Perth	Resale Inventory	8.45
1176.408-01	30-May-18	The Distributors Perth	Resale Inventory	125.52
1166.3041-01	16-May-18	The Good Guys Discount Warehouse Be	Equipment Supply and Repair	99.00
1176.4306-01	30-May-18	The Green Life Soil Company	Landscaping Materials and Services	445.00
1173.158-01	23-May-18	The Lucky Charm Newsagency	Library Equipment and Stock	517.75
1164.4682-01	9-May-18	The Perth Folk and Roots Club (WA)	Event Performance and Activity	1,000.00
1158.1494-01	2-May-18	The Poster Girls	Postage Services	227.80
1163.1494-01	9-May-18	The Poster Girls	Postage Services	954.00
1166.1494-01	16-May-18	The Poster Girls	Postage Services	59.50
1163.156-01	9-May-18	The Pressure King	Cleaning Services and Equipment	1,481.70
1158.734-01	2-May-18	The Royal Life Saving Society WA In	Training Services	400.00
1173.4404-01	23-May-18	The Trustee for Spoon Media Trust	Communication Services	165.00
1176.1485-01	30-May-18	Think Tank Meda Pty Ltd	Conference and Workshop Enrolment	3,252.15
1176.3863-01	30-May-18	Tiger Batteries	Equipment Supply and Repair	165.00
1173.3682-01	23-May-18	Tocojepa Pty Ltd T/as T-Quip	Plant Supply and Servicing	2,170.10
1163.2421-01	9-May-18	Tom Stoddart Pty Ltd	Facility Maintenance Services	1,062.60
1166.725-01	16-May-18	Toolmart Australia Pty Ltd	Equipment Supply and Repair	536.00
1176.725-01	30-May-18	Toolmart Australia Pty Ltd	Equipment Supply and Repair	112.95
1173.931-01	23-May-18	Total Eden Pty Ltd	Irrigation Supply and Repair	8,983.37
1163.164-01	9-May-18	Totally Workwear Victoria Park	Uniforms and Protective Equipment	149.55
1173.164-01	23-May-18	Totally Workwear Victoria Park	Uniforms and Protective Equipment	932.48
1176.164-01	30-May-18	Totally Workwear Victoria Park	Uniforms and Protective Equipment	911.57
1159.59-01	2-May-18	Town of Victoria Park - Lotto Club	Superannuation & Employee Deductions	488.00
1179.59-01	30-May-18	Town of Victoria Park - Lotto Club	Superannuation & Employee Deductions	330.00
1159.63-01	2-May-18	Town of Victoria Park - Staff Socia	Superannuation & Employee Deductions	1,045.50
1179.63-01	30-May-18	Town of Victoria Park - Staff Socia	Superannuation & Employee Deductions	680.00
1166.168-01	16-May-18	Tranen Pty Ltd	Environmental Services	9,774.05
1176.168-01	30-May-18	Tranen Pty Ltd	Environmental Services	302.50
1163.171-01	9-May-18	Trisley Hydraulics Services	Plant Supply and Servicing	4,924.70
1166.171-01	16-May-18	Trisley Hydraulics Services	Plant Supply and Servicing	729.30
1173.171-01	23-May-18	Trisley Hydraulics Services	Plant Supply and Servicing	1,204.89
1173.173-01	23-May-18	Tudor House	Printing Services	341.00
1158.529-01	2-May-18	UN Plumbing	Facility Maintenance Services	7,727.50
1163.529-01	9-May-18	UN Plumbing	Facility Maintenance Services	1,408.00
1166.529-01	16-May-18	UN Plumbing	Facility Maintenance Services	1,881.00
1173.529-01	23-May-18	UN Plumbing	Facility Maintenance Services	2,172.50
1176.529-01	30-May-18	UN Plumbing	Facility Maintenance Services	1,474.00



All Payments Made From 1-May-18 To 31-May-18

Payment	Date	Payee	Description	Amount
1166.628-01	16-May-18	Uniqco (WA) Pty Ltd	Fleet Management Services	2,957.08
1166.4472-01	16-May-18	United Fasteners WA Pty Ltd	Equipment Supply and Repair	85.81
1166.3152-01	16-May-18	Unlimited Tow and Recovery	Towing Services	280.50
1176.3152-01	30-May-18	Unlimited Tow and Recovery	Towing Services	93.50
1166.1751-01	16-May-18	Urbis Pty Ltd	Town Planning Services	1,999.31
1166.858-01	16-May-18	Valvoline (Australia) Pty Limited	Fuel and Oils	938.25
1176.858-01	30-May-18	Valvoline (Australia) Pty Limited	Fuel and Oils	90.15
1158.3430-01	2-May-18	Variety WA Incorporated	Event Performance and Activity	550.00
1158.4117-01	2-May-18	Veris Australia Pty Ltd	Engineering & Surveying Services	5,478.00
1173.4241-01	23-May-18	Vetwest Animal Hospitals	Veterinary Services	17.77
1173.182-01	23-May-18	Victoria Park Centre For The Arts I	Community Art - Goods and Services	1,705.00
1173.927-01	23-May-18	Victoria Park Raiders Junior Footba	Kidsport Program	600.00
1176.927-01	30-May-18	Victoria Park Raiders Junior Footba	Kidsport Program	1,200.00
1173.334-01	23-May-18	Victoria Park Scout Group	Kidsport Program	150.00
1166.181-01	16-May-18	Victoria Park Veterinary Clinic	Veterinary Services	75.00
1173.181-01	23-May-18	Victoria Park Veterinary Clinic	Veterinary Services	192.50
1173.1201-01	23-May-18	Victoria Park Xavier Hockey Club (I	Kidsport Program	165.00
1176.1201-01	30-May-18	Victoria Park Xavier Hockey Club (I	Kidsport Program	450.00
1163.4008-01	9-May-18	Vital Interpreting Personal	Event Performance and Activity	295.90
1176.185-01	30-May-18	Volunteer Task Force Inc	Landscaping Materials and Services	6,435.88
1158.2009-01	2-May-18	Vorgee Pty Ltd	Equipment Supply and Repair	3,087.15
1176.2009-01	30-May-18	Vorgee Pty Ltd	Equipment Supply and Repair	1,379.51
1158.24-01	2-May-18	WA Hino Sales & Service	Machinery Servicing and Parts	2,760.50
1173.24-01	23-May-18	WA Hino Sales & Service	Machinery Servicing and Parts	866.53
1166.29-01	16-May-18	WA Local Government Association (WA	Local Government Services	1,046.00
1158.31-01	2-May-18	Warnes Assemblies	Equipment Supply and Repair	334.40
1166.37-01	16-May-18	Water 2 Water Pty Ltd	Amenities	4,135.14
1158.969-01	2-May-18	Wavesound Pty Ltd	Library Equipment and Stock	2,310.00
1163.375-01	9-May-18	Welshpool Central Waste	Waste Management Services	12,175.35
1173.2563-01	23-May-18	Wesley College	Event Performance and Activity	220.00
1166.2074-01	16-May-18	West Australian Newspapers Ltd	Membership and Subscription	149.99
1158.1153-01	2-May-18	West Coast Shade	Shade Sails Supply and Installation	440.00
1158.46-01	2-May-18	Westbooks	Library Equipment and Stock	700.55
1163.46-01	9-May-18	Westbooks	Library Equipment and Stock	420.87
1166.46-01	16-May-18	Westbooks	Library Equipment and Stock	760.68
1173.46-01	23-May-18	Westbooks	Library Equipment and Stock	593.88
1176.46-01	30-May-18	Westbooks	Library Equipment and Stock	796.19
1163.719-01	9-May-18	Western Australia Police	Human Resource Services	223.50
1163.2687-01	9-May-18	Western Australian Birds of Prey Ce	School Holiday Program Activities	450.00
1158.828-01	2-May-18	Western Australian Treasury Corpora	Loan Repayments	257,719.33
1173.828-01	23-May-18	Western Australian Treasury Corpora	Loan Repayments	83,421.86
1163.44-01	9-May-18	Western Resource Recovery Pty Ltd	Waste Management Services	1,020.80
1173.4276-01	23-May-18	Wildfire-Indigenous Education and	Community Planning Services	500.00
1158.376-01	2-May-18	WINC Australia Pty Limited	Office Supplies	473.48
1173.376-01	23-May-18	WINC Australia Pty Limited	Office Supplies	79.65
1176.376-01	30-May-18	WINC Australia Pty Limited	Office Supplies	152.31
1158.3345-01	2-May-18	Woodcourt Pty Ltd	Facility Maintenance Services	1,632.31
1163.3345-01	9-May-18	Woodcourt Pty Ltd	Facility Maintenance Services	233.07
1166.3345-01	16-May-18	Woodcourt Pty Ltd	Facility Maintenance Services	149.72
1173.3345-01	23-May-18	Woodcourt Pty Ltd	Facility Maintenance Services	1,931.68
1176.3345-01	30-May-18	Woodcourt Pty Ltd	Facility Maintenance Services	5,535.72
1166.99-01	16-May-18	Work Clobber	Uniforms and Protective Equipment	234.00
1173.3564-01	23-May-18	Worldwide Printing Solutions Cannin	Printing Services	110.00
1176.3564-01	30-May-18	Worldwide Printing Solutions Cannin	Printing Services	99.00
1176.98-01	30-May-18	Wormald	Fire Alarm and Security Services	286.37
1158.2383-01	2-May-18	Wright Express Australia Pty Ld	Resale Inventory	488.84
1163.2383-01	9-May-18	Wright Express Australia Pty Ld	Resale Inventory	346.48
1166.2383-01	16-May-18	Wright Express Australia Pty Ld	Resale Inventory	1,167.61
1173.2383-01	23-May-18	Wright Express Australia Pty Ld	Resale Inventory	743.58
1176.2383-01	30-May-18	Wright Express Australia Pty Ld	Resale Inventory	60.98
1166.104-01	16-May-18	Youngs Holden	Plant Supply and Servicing	386.41
Total Creditors EFT Payments				5,528,287.43

Non Creditors Cheques

00608362	16-May-18	Dale Alcock Homes Pty Ltd T/as Dale	Cancel invoice and refund/planning	500.99
00608363	16-May-18	Islamic Centre of WA	Refund - Bond McCallum Park	200.00
00608365	23-May-18	Mr T Berardis	Refund - Building Application	61.65



Payment Summary

Creditors, Non Creditors, EFTs and Payroll

18-Jun-18

9:11:18 am

All Payments Made From 1-May-18 To 31-May-18

<u>Payment</u>	<u>Date</u>	<u>Payee</u>	<u>Description</u>	<u>Amount</u>
00608359	9-May-18	Ventura Home Group Pty Ltd	Cancel invoice and refund/planning	1,100.92
Total Non Creditors Cheques				1,863.56

Payroll

PY99-23	13-May-18	Municipal Fund Bank Account	Payroll	565.99
PY01-23	13-May-18	Municipal Fund Bank Account	Payroll	509,381.86
PY01-24	27-May-18	Municipal Fund Bank Account	Payroll	519,438.38
Total Payroll				1,029,386.23

Total Payments From Municipal Fund Bank Account

6,590,148.18

Trust Fund Bank Account**Payments****Non Creditors Cheques**

00003574	16-May-18	BPS Holdings No 16 Pty Ltd	Refund - Bond	6,680.00
00003578	30-May-18	City of Kalamunda	Refund - Bond Blender Bike	200.00
00003567	3-May-18	City of South Perth	Refund - Bond Pop up Cinema	500.00
00003576	23-May-18	Coastal Breakers Gaelic Football Cl	Refund - Bond JA Lee Reserve	800.00
00003572	16-May-18	Mr A W Hamilton	Refund - Bond JA Lee Reserve	600.00
00003575	16-May-18	Mr J C McDowell	Refund - Bond Driveway and Crossover	11,470.00
00003570	3-May-18	Mr J Wilson	Refund - Bond McCallum Park	9,000.00
00003573	16-May-18	Mr M A Qureshi	Refund - Bond Raphael Park	300.00
00003569	3-May-18	Mr M Constanzo	Refund - Bond CP Driveway	5,130.00
00003577	23-May-18	Mr P Princi	Refund - Bond GO Edwards	8,704.00
00003580	30-May-18	Mrs C Spycher	Refund - Bond Blender Bike	200.00
00003568	3-May-18	Ms J J Govey	Refund - Bond Crossover	4,498.56
00003579	30-May-18	Potters House Christian Fellowship	Refund - Bond Memorial Gardens	300.00
00003571	9-May-18	Toyota Enthusiasts Car Club of West	Refund - Bond McCallum Park	500.00
Total Non Creditors Cheques				48,882.56

Total Payments From Trust Fund Bank Account

48,882.56

6,639,030.74**Cheques Cancelled between 1-May-18 and 31-May-18 that were raised in a prior period**

<u>Cheque</u>	<u>Payee</u>	<u>Raised</u>	<u>Value</u>	<u>Cancelled</u>
Municipal Fund Bank Account				
00608284	BL Developments Pty Ltd	7-Feb-18	(6,006.15)	31-May-18
			(6,006.15)	
			(6,006.15)	

8.3 Auditor's Interim Audit Report 2017-2018 Financial Year

19 June 2018

Mr Anthony Vuleta
Chief Executive Officer
Town of Victoria Park
Locked Bag No. 437
VICTORIA PARK WA 6979

Dear Sir

RE: INTERIM AUDIT VISIT FOR THE YEAR ENDING 30 JUNE 2018

We recently carried out an interim audit of the Town of Victoria Park for the year ending 30 June 2018.

Our interim audit covered a review of the accounting and internal control procedures in operation, as well as testing of transactions, in the following areas:

- ☐ Bank Reconciliations
- ☐ Investment of Surplus Funds
- ☐ Purchases
- ☐ Payments and Creditors
- ☐ Rate Receipts and Rate Debtors
- ☐ Receipts and Sundry Debtors
- ☐ Payroll
- ☐ General Accounting (Journals, etc.)
- ☐ IT Controls
- ☐ Registers (Tenders Register, etc.)



- ❑ Property, Plant & Equipment, and Infrastructure
- ❑ Review of Council Minutes

Our review also covered an examination of some compliance matters, which are required under the *Local Government Act 1995* (as amended) and *Financial Management Regulations 1996*.

Please note that our examination of internal controls was carried out for audit purposes designed primarily for the purpose of expressing an opinion on the financial statements of the Town of Victoria Park.

Because of the inherent limitations of any internal control structure, it is possible that fraud, error, or non-compliance with laws and regulations may occur and not be detected. Any projection of the evaluation of control procedures to future periods is subject to the risk that the procedures may become inadequate because of changes in conditions, or that the degree of compliance with them may deteriorate.

It should be appreciated that the matters noted came to our attention during the course of our normal audit examination and as a result do not necessarily include all those matters which a more extensive or special examination might identify.

Accordingly, our comments in this management letter are not intended to cover all aspects of the Council's internal controls and accounting systems and are limited to those matters that arose from our normal audit procedures.

The matters noted and brought to your attention are detailed within **Annexure A**.

We thank your staff for the assistance provided during the audit. Should you have any queries with respect to the above or any other matters please do not hesitate to contact our office.

Yours faithfully



ANTHONY MACRI
AUDIT PARTNER



TOWN OF VICTORIA PARK

PERIOD OF AUDIT: YEAR ENDING 30 JUNE 2018

MATTERS IDENTIFIED DURING THE INTERIM AUDIT

SUMMARY OF FINDINGS

INDEX OF FINDINGS	RATING		
	Significant	Moderate	Minor
Purchases, Payments and Creditors			
1. Review of the outstanding purchase order file revealed that some purchase orders were outstanding since July 2016.		✓	
2. Instances noted where purchase orders were raised only after the purchase of goods and services.		✓	
Payroll			
3. Excessive annual leave balances		✓	
IT Controls			
4. Passwords have not been changed for over 12 months.	✓		
5. No formal process in place to review user access rights.	✓		

KEY TO RATINGS

The Ratings in this management letter are based on the audit team's assessment of risks and concerns with respect to the probability and/or consequence of adverse outcomes if action is not taken. We give consideration to these potential adverse outcomes in the context of both quantitative impact (for example financial loss) and qualitative impact (for example inefficiency, non-compliance, poor service to the public or loss of public confidence).

- Significant** - Those findings where there is potentially a significant risk to the entity should the finding not be addressed by the entity promptly. A significant rating could indicate the need for a modified audit opinion in the current year, or in a subsequent reporting period if not addressed. However, even if the issue is not likely to impact the audit opinion, it should be addressed promptly.
- Moderate** - Those findings which are of sufficient concern to warrant action being taken by the entity as soon as practicable.
- Minor** - Those findings that are not of primary concern but still warrant action being taken.



TOWN OF VICTORIA PARK

PERIOD OF AUDIT: YEAR ENDING 30 JUNE 2018

MATTERS IDENTIFIED DURING THE INTERIM AUDIT

PURCHASES, PAYMENTS AND CREDITORS**1. Matter**

Our review of the outstanding purchase orders listing as at 31 March 2018 revealed that 17 purchase orders were outstanding since July 2016. Our checks revealed that some of these outstanding purchase orders were completed and require cancellation.

Rating: Moderate

Implication:

Such practice may increase the risk of unauthorised purchases being made.

Recommendation:

We request that management review the long outstanding purchase orders and purge unwanted and fulfilled purchase orders from the system. This will ensure that only valid outstanding purchase orders remain in the system.

Management Comment:

Management notes the observations as stated.

An open purchase order review is conducted by the Financial Services section on a monthly basis.

The outstanding purchase orders that were identified at the Interim Audit predominantly relate to standing orders, which are not currently included in the monthly review. Standing orders are generally raised at the commencement of the financial year to accommodate annual items such as cleaning services, tree management services, power, water, gas etc. or where an ongoing and continuing obligation exists (which may occur over multiple years).

Management will review the process in consideration of the recommendation from the auditor.

Responsible Person: Financial Controller
Completion Date: September 2018



TOWN OF VICTORIA PARK**PERIOD OF AUDIT: YEAR ENDING 30 JUNE 2018****MATTERS IDENTIFIED DURING THE INTERIM AUDIT****2. Matter**

During our interim audit, we noted two (2) instances (22 samples tested) where purchase orders had been raised only after the goods and services have been supplied. These instances related to:

- Ticket machine upgrade for Tap & Go – Purchase Order No. 2028021
- Security system upgrade – Purchase Order No. 2028311

Rating: Moderate

Implication:

Such practice may increase the risk of unauthorised purchases being made.

Recommendation:

We request that purchase orders be raised when the goods and services are ordered and not after the goods and services have been received. This will ensure that goods and services have been obtained at the most competitive prices and ensure adherence to Council's purchasing policy.

Management Comment:

Management notes the observations as stated.

In general, purchase orders are raised when the goods and services are ordered and not after receipt. Management will review the appropriateness of employee training on procurement processes so as to minimise such instances in the future. It is unlikely that this issue will ever be fully removed from the organisation and so a risk reduction, rather than risk removal approach will be taken.

Responsible Person: Financial Controller

Completion Date: September 2018



TOWN OF VICTORIA PARK

PERIOD OF AUDIT: YEAR ENDING 30 JUNE 2018

MATTERS IDENTIFIED DURING THE INTERIM AUDIT

PAYROLL**3. Matter**

The Town's "Human Resources Procedure – HRP038 Annual Leave" and Enterprise Agreement 2016 stipulates that employees may accrue a maximum of 10 weeks (380 hours) of annual leave at any time. During our review of the employee annual leave entitlement balances as at 10 May 2018, we noted that 27 employees with accrued annual leave in excess of 380 hours to a maximum of 837 hours (approximately 22 weeks).

This matter was raised in our previous interim audit management letter dated 9 August 2017. The management response then provided was as follows:

"Management confirms that leave reduction agreements are currently in place for most of the staff who have excess leave. Excess leave is monitored regularly by management in order to ensure agreements are in place to reduce any excess leave balance."

Rating: Moderate

Implication:

Excess annual leave entitlements may have adverse effects on the Town including:

- key staff not being rotated, a preventive control against fraud;
- health and safety concerns with staff members not taking their annual entitlements; and
- increase the Town's costs given salary rises and increments over time.

Recommendation:

We recommend that appropriate steps be taken by the management to manage and minimize the excessive annual leave balances in order to avoid the effects mentioned under implication.

Management Comment:

Management notes the observations as stated.

There are currently a number of instances where Leave Reduction Plans are being implemented.

Regular reporting and management review is currently occurring and, over time, this matter will be extinguished.

Responsible Person: Manager Human Resources and Organisational Development
Completion Date: Ongoing



TOWN OF VICTORIA PARK**PERIOD OF AUDIT: YEAR ENDING 30 JUNE 2018****MATTERS IDENTIFIED DURING THE INTERIM AUDIT****INFORMATION TECHNOLOGY**

We discussed with the Information Services Officer about the general information technology controls operating at the Council. Generally, the controls appear to be operating satisfactorily.

However, the following matters were noted and are brought to your attention:

4. Matter

During our review of the IT general and application controls, we noted that passwords are not changed with sufficient regularity to maintain a secure system.

Rating: Significant

Implication:

Lack of such controls can lead to unauthorised access to the Town's accounting system.

Recommendation:

We recommend that the passwords be changed at periodic intervals to prevent the possibility of unauthorised access. Further consideration be given to password controls such as complexity, length, history, expiry and lock out as complex passwords provide a stronger control over access to the Town's systems, applications and data.

This matter was raised in our previous interim audit management letters dated 26 August 2016 and 9 August 2017. The management response then provided was as follows:

"Management confirms that controls to change computer/system passwords regularly have been reviewed and the Town is currently in the process of implementing this change."

Management Comment:

Management notes the observations as stated.

Changes have now been implemented that meet Australian Signals Directorate and the Australian Cyber Security Centre guidelines and standards.

Responsible Person: Principal ICT Specialist

Completion Date: Complete



TOWN OF VICTORIA PARK**PERIOD OF AUDIT: YEAR ENDING 30 JUNE 2018****MATTERS IDENTIFIED DURING THE INTERIM AUDIT****5. Matter**

During our review, we noted that there is no formal process to review user access rights.

Rating: Significant

Implication:

The lack of control over user access rights could result in significant issues in data integrity of the system.

Recommendation:

We recommend that a formal process be put in place to review user access rights periodically. The user access rights to employees should be granted considering the job description.

Management Comment:

Management notes the observation as stated.

The process to fully resolve the matter identified by the auditor is currently scheduled for completion in the 2019-2020 financial year, which is following a significant programmed upgrade to the organisational core systems. Given the rating (of significant) of the matter noted by the auditor, management will seek to complete a review of user access rights in the 2018-2019 financial year.

Responsible Person: Principal ICT Specialist

Completion Date: September 2018 (interim issue resolution)



8.4 Review of wards and representation 2018



TOWN OF VICTORIA PARK

REVIEW of WARDS & REPRESENTATION COMMUNITY DISCUSSION PAPER

**Town of Victoria Park
Administration Centre
99 Shepperton Road
Victoria Park, WA, 6100**

**Locked Bag No. 437
Victoria Park, WA, 6979**

www.victoriapark.wa.gov.au

Table of Contents

1. Background.....	3
2. Current situation.....	3
3. Review process.....	5
4. Factors to be considered	5
4.1 Community of interest.....	5
4.2 Physical and topographical features.....	6
4.3 Demographic trends	6
4.4 Economic factors	6
4.5 Ratio of Councillors to Electors in the various wards.....	6
5. Options to consider	6
5.1 Option 1 Maintain the current two (2) ward system.	6
5.2 Option 2A Change the two (2) ward boundary	7
5.3 Option 2B Change the two (2) ward boundary	8
5.4 Option 2C Change the two (2) ward boundary	10
5.5 Option 3 No wards.....	12
5.6 Option 4 Changing the ward names.....	13
6. Representation	13
7. Public submission.....	14

1. Background

The Town of Victoria Park has resolved to undertake a review of its ward system to comply with the requirements of the *Local Government Act 1995* (the Act).

Schedule 2.2 of the Act requires local governments with wards to carry out reviews of the ward boundaries and the number of councillors for each ward from time to time so that no more than eight years elapse between successive reviews.

This will be the third review undertaken since the Town was formed on 1 July 1994 following the decision of the State Government to split the City of Perth. The first review was completed on 26 February 2002 with no changes being made. The second review was completed on 25 May 2010 which resulted in a change to the boundary from Albany Highway to Shepperton Road between the two wards. In addition the ward names were changed from Carlisle to Banksia and from Victoria Park to Jarrah respectively.

2. Current situation

Currently the Town of Victoria Park has eight (8) councillors elected from two (2) wards as follows:

Table 1 - Current Councillor (Cr)/Elector Ratios

Ward	Number of Electors	Number of Crs	Cr: Elector Ratio	% Ratio Deviation
Banksia	10,154 *	4	1:2539	5.88%
Jarrah	11,423 *	4	1:2856	-5.88%
Total	21,577	8	1:2697	

The percentage deviation gives a clear indication of the percentage difference between the average councillor/elector ratios for each ward.

* Source: Western Australian Electoral Commission - October 2017.

It can be seen that there is a slight imbalance in representation between the two Wards with Banksia being slightly over represented and Jarrah being slightly under represented having 1,269 more electors than Banksia.

Notwithstanding the above, a balanced representation is considered appropriate where the percentage ratio deviation falls within plus or minus 10%. The percentage ratio deviation is currently 5.88% which is currently accepted as being balanced.

The following map (Diagram 1) shows the current ward boundaries, the railway and major roads within the Town:

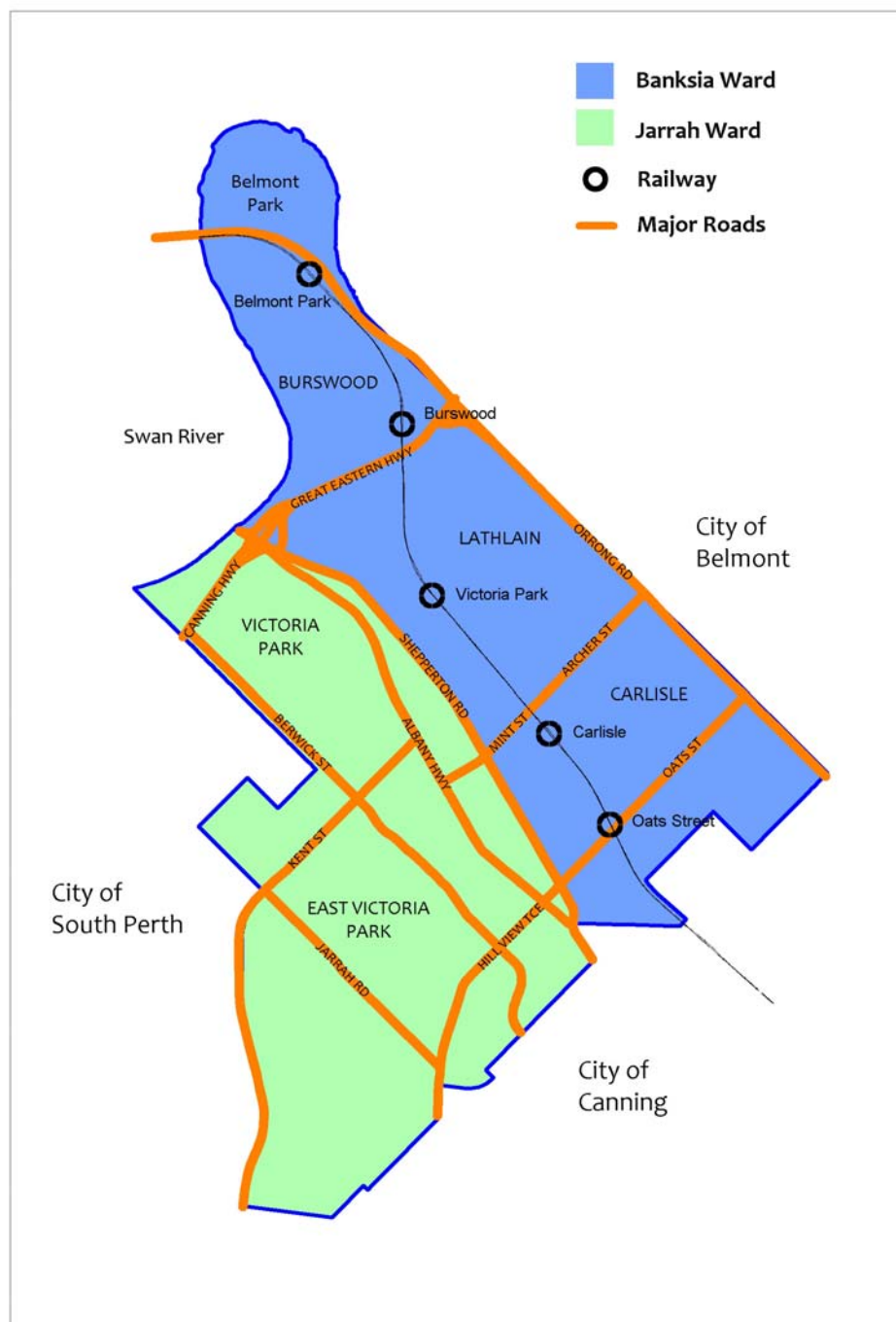


Diagram 1 – Current Ward Structure

3. Review process

The review process involves a number of steps:

1. Council resolves to undertake the review;
2. Public submission period opens;
3. Information provided to the community for discussion;
4. Public submission period closes;
5. The Council considers all submissions and relevant factors and makes a decision;
6. The Council submits a report to the Local Government Advisory Board (the Board) for its consideration; and
7. If a change is proposed, the Board submits a recommendation to the Minister for Local Government; Heritage; Culture and the Arts (the Minister).

Any changes approved by the Minister will be in place where possible for the next ordinary election.

4. Factors to be considered

When considering changes to wards and representation, Schedule 2.2 of the Act specifies factors that must be taken into account by a local government as part of the review process:

1. Community of interest;
2. Physical and topographic features;
3. Demographic trends;
4. Economic factors; and
5. Ratio of councillors to electors in the various wards.

The Board offers the following interpretation of these factors:

4.1 Community of interest

The term community of interest has a number of elements. These include a sense of community identity and belonging, similarities in the characteristics of the residents of a community and similarities in the economic activities. It can also include dependence on shared facilities in an area as reflected in catchment areas of local schools and sporting teams, or the circulation areas of local newspapers.

Neighbourhoods, suburbs and towns are important units in the physical, historical and social infrastructure and often generate a feeling of community and belonging.

4.2 Physical and topographical features

These may be natural or human made features that will vary from area to area. Water features such as rivers and catchment boundaries may be relevant considerations. Coastal plain and foothills regions, parks and reserves may be relevant as may other human made features such as railway lines and freeways.

4.3 Demographic trends

Several measurements of the characteristics of human population, such as population size, and its distribution by age, sex, occupation and location provide important demographic information. Current and projected population characteristics will be relevant as well as similarities and differences between areas within the local government.

4.4 Economic factors

Economic factors can be broadly interpreted to include any factor that reflects the character of economic activities and resources in the area. This may include the industries that occur in a local government area (or the release of land for these) and the distribution of community assets and infrastructure such as road networks.

4.5 Ratio of Councillors to Electors in the various wards

It is expected that each local government will have similar ratios of electors to councillors across the wards of its district.

5. Options to consider

The Council will consider the following options and members of the community may suggest others:

5.1 Option 1 Maintain the current two (2) ward system.

This option maintains the existing ward boundaries as shown in Diagram 1. If this option is preferred it may be necessary to undertake a further review in five to six years given the proposed residential developments to be undertaken in the Banksia Ward (mentioned in Option 2) which may create an imbalance in representation between the two Wards.

Whilst there is currently a slight imbalance in representation between the two Wards with Banksia (+5.88%) being slightly over represented and Jarrah (-5.88%) being slightly under represented as shown in Table 1, this may alter over the next five to six years due to the proposed redevelopment of the Belmont Park Racecourse.

The current councillor/elector percentage ratio deviation of 5.88% between the two Wards is acceptable.

5.2 Option 2A Change the two (2) ward boundary

With an increase in residential development at Belmont Park Racecourse, Burswood Station Area and the Causeway Precinct it is envisaged that the disparity of electors between the Wards may alter prior to the next review being due in eight years' time.

This could present an argument to amend Ward boundaries by using other roads and streets as the border between the current two Wards.

There are approximately 600 dwellings in that area east of Oats Street bounded by Shepperton Road, Oats Street and Orrong Road.

Applying an occupancy rate of 2.0 persons per dwelling and that an estimated 60% of the Town's population are electors would result in approximately 720 electors that could be transferred from the Banksia Ward to the Jarrah Ward.

The following map (Diagram 2) for Option 2A shows a new boundary whereby the section east of Oats Street is transferred from Banksia Ward to Jarrah Ward.

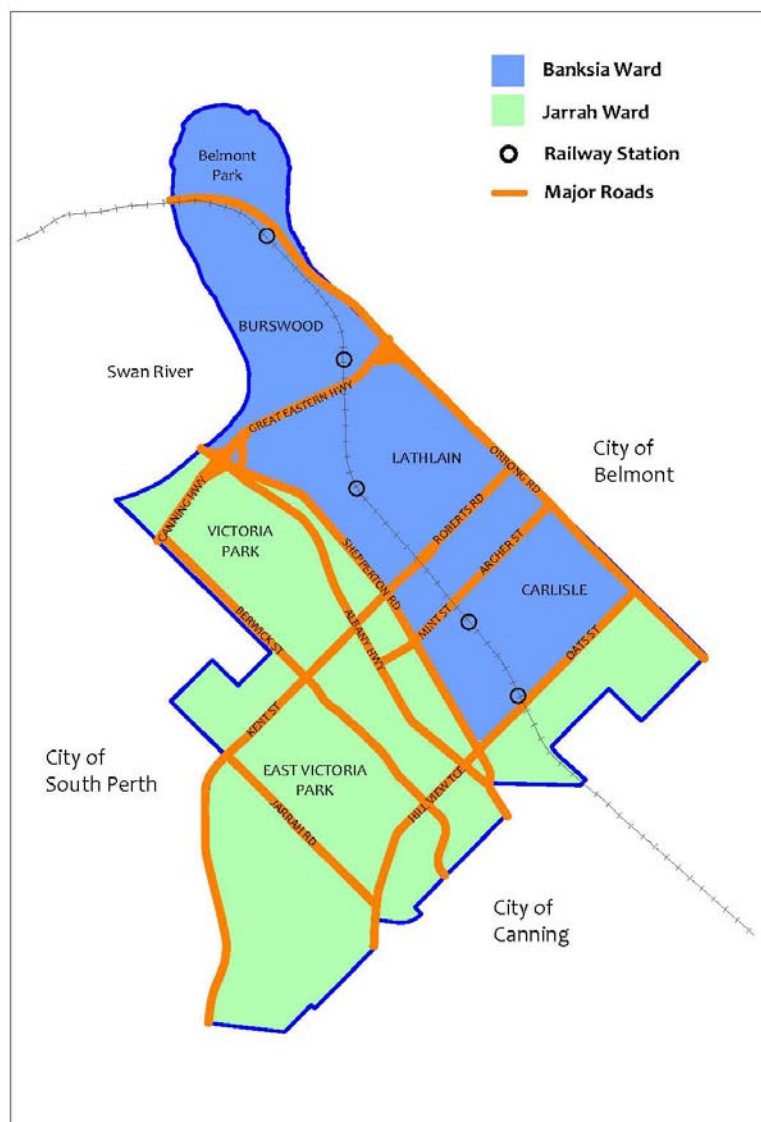


Diagram 2 – Increase in Jarrah Ward District

The following table shows an estimation of electors in the two Wards taking cognisance of the proposed boundary change.

Table 2 – Option 2A
2018 Boundary Change - Projected Councillor/Elector Ratios

Ward	Number of Electors	Number of Councillors	Councillor:Elector Ratio	% Ratio Deviation
Banksia	9,434	4	1:2359	12.5%
Jarraah	12,143	4	1:3036	-12.5%
Total	21,577	8	1:2697	

It can be seen that this would result in an unacceptable imbalance in representation between the two Wards with Jarraah being now under represented as the percentage ratio deviation is -12.5% and Banksia being over represented.

The acceptable balance within the allowable percentage ratio deviation is plus or minus 10%.

Notwithstanding the above, the imbalance between the two Wards may be reduced in future years given the proposed increase in residential development at the Belmont Park Racecourse, Burswood Station Area and the Causeway Precinct.

5.3 Option 2B Change the two (2) ward boundary

As in Option 2A with an increase in residential development at Belmont Park Racecourse, Burswood Station Area and the Causeway Precinct it is envisaged that the disparity of electors between the Wards may alter during the next eight years.

This could present an argument to amend Ward boundaries by using other roads and streets as the border between the current two Wards.

By using the suburb boundary between Carlisle and Lathlain of Roberts Road and the boundary between Victoria Park and East Victoria Park of Kent Street and Miller Street a proposed South Ward could be established. The remaining suburbs of Lathlain, Burswood and Victoria Park could then form a North Ward.

The following map (Diagram 3) for Option 2B shows the two Wards that could be established.

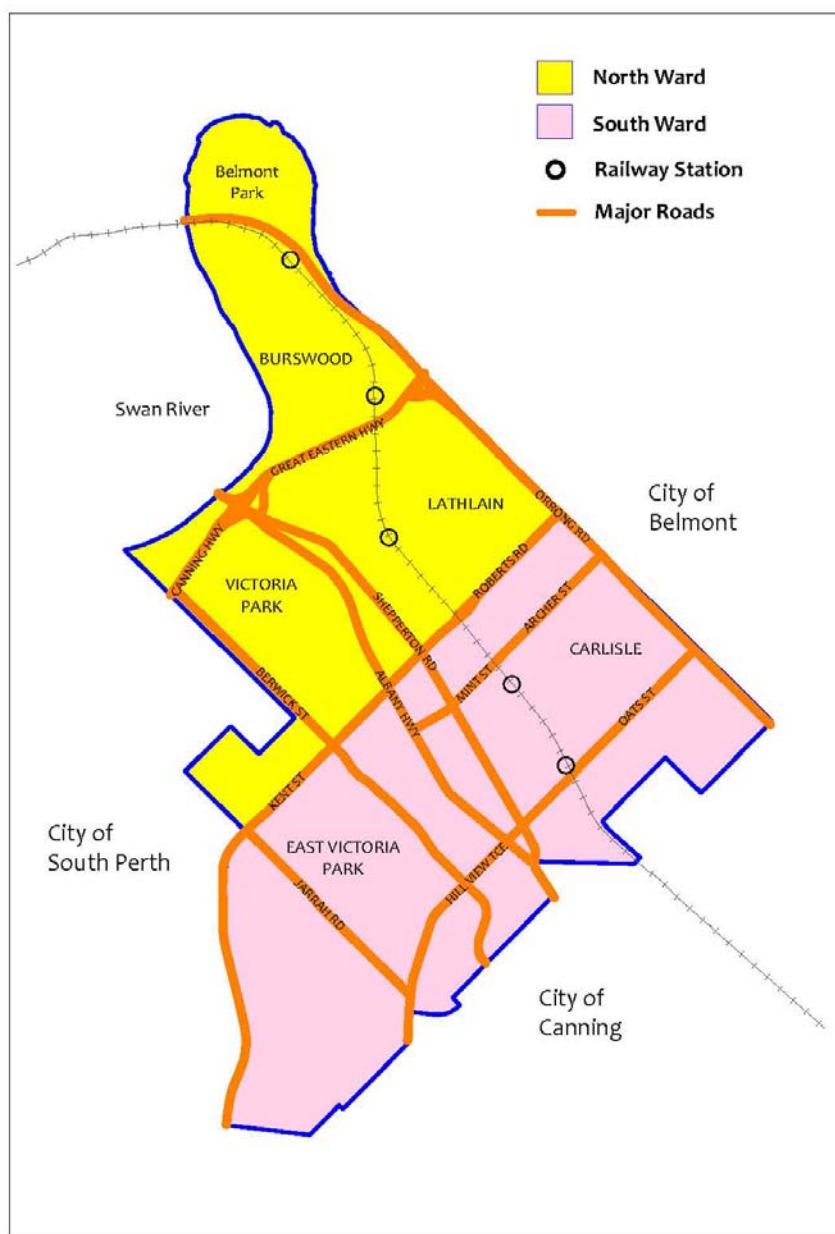


Diagram 3 – New North & South Ward (version 1)

The following table shows the estimated number of electors in the two wards:

Table 3 – Option 2 B
2018 Boundary Change - Projected Councillor/Elector Ratios

Ward	Number of Electors	Number of Councillors	Councillor:Elector Ratio	% Ratio Deviation
North	9,115	4	1:2279	15.5%
South	12,462	4	1:3116	-15.5%
Total	21,577	8	1:2697	

It can be seen that this would result in an unacceptable imbalance in representation between the two Wards with proposed South Ward being under represented with 3,347 more electors than and the proposed North Ward which would be over represented.

The acceptable balance within the allowable percentage ratio deviation is plus or minus 10%.

Notwithstanding the above, the imbalance between the two Wards may be reduced in future years given the proposed increase in residential development at the Belmont Park Racecourse, Burswood Station Area and the Causeway Precinct.

5.4 Option 2C Change the two (2) ward boundary

As in Option 2A with an increase in residential development at Belmont Park Racecourse, Burswood Station Area and the Causeway Precinct it is envisaged that the disparity of electors between the Wards may alter during the next eight years.

This could present an argument to amend Ward boundaries by using other roads and streets as the border between the current two Wards.

Option 2C is based on the North and South Ward scenario as shown in Option 2B. However that section bounded by Shepperton Road, Miller Street, Roberts Roads, Orrong Road, Archer Street and Mint Street is transferred to the proposed North Ward.

There are approximately 690 dwellings in the abovemention area and applying an occupancy rate of 2.0 persons per dwelling and that an estimated 60% of the Town's population are electors would result in approximately 830 electors that could be transferred from the proposed South Ward to the proposed North Ward. to the Jarrah Ward.

The following map (Diagram 4) for Option 2C shows the two wards that could be established.

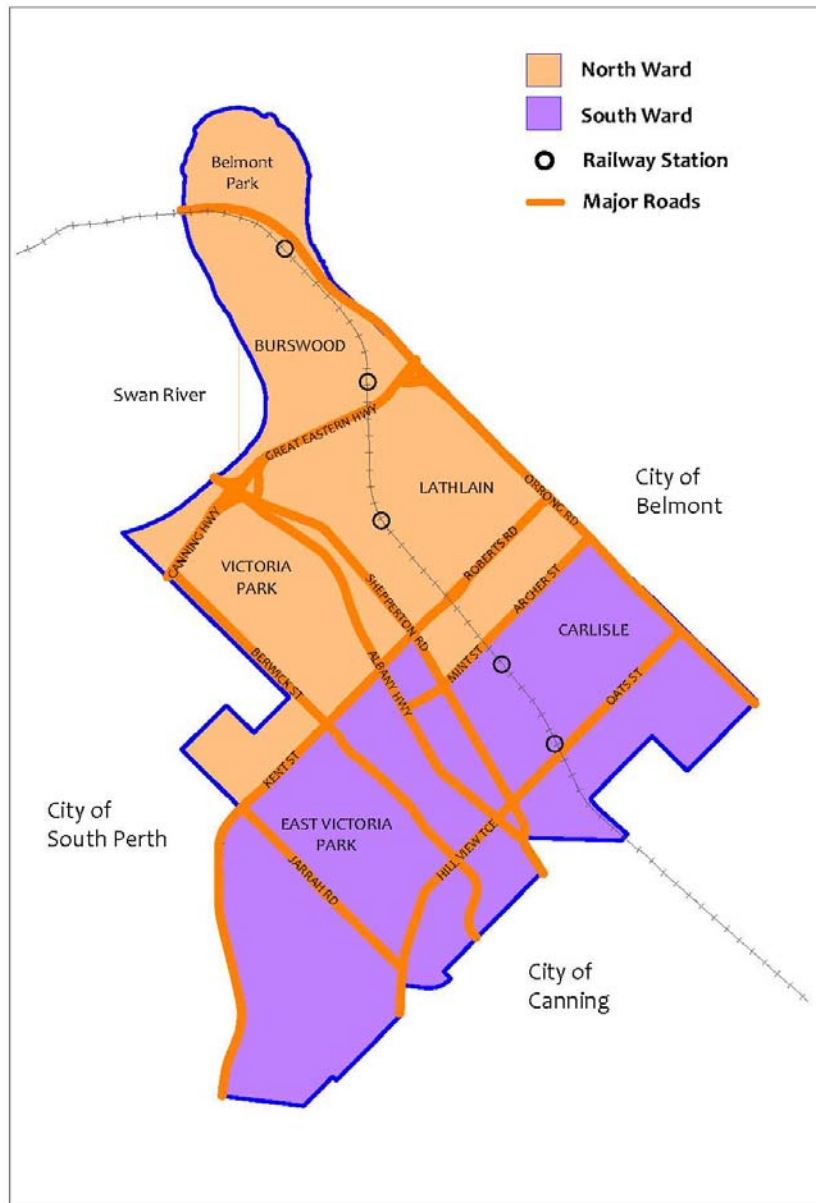


Diagram 4 – New North & South Ward (version 2)

The following table shows the estimated number of electors in the two Wards:

Table 4 – Option 2C
2018 Boundary Change - Projected Councillor/Elector Ratios

Ward	Number of Electors	Number of Councillors	Councillor:Elector Ratio	% Ratio Deviation
North	9,805	4	1:2451	9.1%
South	11,772	4	1:2943	-9.1%
Total	21,577	8	1:2697	

It can be seen that this would result in an acceptable balance in representation between the two Wards as it is within the allowable percentage ratio deviation is plus or minus 10%.

Whilst the proposed North Ward has 1,967 less electors than the proposed South Ward, the imbalance may be reduced in future years given the proposed increase in residential development at the Belmont Park Racecourse, Burswood Station Area and the Causeway Precinct.

5.5 Option 3 No wards.

The following table shows the estimated number of electors for 2028 in the two Wards as they currently exist.

Table 5 – 2028 Projected Councillor/Elector Ratios

Ward	Number of Electors	Number of Councillors	Councillor:Elector Ratio	% Ratio Deviation
Banksia	13,307	4	1:3327	6.83%
Jarrah	15,257	4	1:3814	-6.83%
Total	28,564	8	1:3571	

The percentage deviation shows the percentage difference between the average councillor/elector ratios for each ward.

It can be seen that there will no significant imbalance in representation between the two Wards with Banksia being over represented and Jarrah being under represented. The percentage ratio deviation remains within the acceptable percentage ratio deviation of plus or minus 10%.

Based upon the estimated representation between the two Wards as shown in 2028 projections where the percentage ratio deviation lies between plus 6.83% and minus 6.83% presents an argument for maintaining the current Ward structure. These estimates are based on the 2016 Census and do not take into consideration the proposed developments at the Belmont Park Racecourse, Burswood Station Area and the Causeway Precinct.

If a “No Ward” structure is implemented it would resolve any future imbalances as all 8 Councillors would represent all the electors within the Town’s district boundaries which would negate the requirement to review Ward boundaries every 8 years.

In larger metropolitan local governments such as the Cities of Stirling, Wanneroo and Joondalup the ward structure has advantages whereby councillors are elected to actively represent a particular ward. In the City of Wanneroo for example, this negates the councillors representing the suburb of Marangaroo having to travel the distance to Yanchep in order to undertake a site inspection and or meet with constituents as the councillors representing the suburb of Yanchep would be expected to undertake this task.

In the review of the *Local Government Act 1995* the Minister for Local Government; Heritage; Culture and the Arts (the Minister) has indicated that he would be considering implementing a no ward structure for small to medium sized metropolitan local governments to reduce the requirement for

reviews of wards and representation. This would reduce the workload on the Minister, State and Local Government Officers and also the Local Government Advisory Board.

The Town whilst having two wards does not identify a particular Ward when considering matters being presented to Council. Currently all Elected Members are representative of the whole district and the implementation of a “No Ward” structure has merit.

In large local governments such as the City of Stirling, its Doubleview Ward comprises 22,686 electors and is represented by two (2) councillors. A ward structure is therefore considered relevant given the size of the City of Stirling’s local government district and its number of electors totalling 142,565.

There may savings in election costs by implementing the “No ward” option because when one elected members office becomes vacant there is no need to conduct an extraordinary election if approved by the Council with the concurrence of the Western Australian Electoral Commissioner.

5.6 Option 4 Changing the ward names.

For example, if the current structure is retained the ward names could be based on geographical locations such as North and South or it may be preferable to use the names of pioneering families in the district or revert back to the former names of Carlisle Ward (now Banksia) and Victoria Park Ward (now Jarrah).

6. Representation

Also under consideration is the number of councillors for each ward and the district. For example, it may be that more councillors will provide better representation and more effective decision-making, but it will result in an increase in costs and therefore be less efficient financially.

In 2009 the then Minister for Local Government, Heritage, Citizenship and Multicultural interests announced strategies for local government reform based on a voluntary reduction in the present number of individual local governments, as well as a reduction in the number of elected members per council to between 6 and 9.

As mentioned under Option 3 (No wards), the City of Stirling’s Doubleview Ward comprises 22,686 electors and is represented by two (2) councillors. This equates to a Councillor Elector Ratio of 1:11,343 as compared with the Town’s Banksia Ward of 1:2539 and the Jarrah Ward of 1:2586. Whilst this may present an argument that the Town’s Wards are over represented, by comparison, the Councillor Elector Ratio in the Town of Claremont’s West Ward which is represented by three (3) councillors is 1:750.

If the number of councillors is reduced from eight (8) to six (6) with three (3) representing each the current two (2) Wards the Councillor Elector Ratio is 1:3,385 for the Banksia Ward and 1:3,808 for the Jarrah Ward which is considered reasonable in comparison to the City of Stirling Doubleview Ward and the Town of Claremont West Ward.

Table 6 - Current Councillor (Cr)/Elector Ratios

Ward	Number of Electors	Number of Crs	Cr: Elector Ratio	% Ratio Deviation
Banksia	10,154 *	3	1:3385	5.88%
Jarrah	11,423 *	3	1:3808	-5.88%
Total	21,577	6	1:3596	

* Source: Western Australian Electoral Commission - October 2017.

Consideration could therefore be given to reduce the number of councillors from eight (8) to six (6) with three (3) representing each of a two (2) ward structure or the whole district if wards are abolished.

7. Public submission

Members of the community are invited to make a written submission about any aspect of ward boundaries and representation and lodge it by either:

Delivering it to:

**Town of Victoria Park
Administration Building
99 Shepperton Road
VICTORIA PARK WA**

OR

Posting it to:

**Town of Victoria Park
Locked Bag 437
VICTORIA PARK WA 6979**

OR

Email it to:

admin@vicpark.wa.gov.au

All submissions must be received by 5pm on xxxxxxxxx 2018

Thank you for your interest and involvement in this review. Council welcomes your comments on any matters that may assist it to make informed and responsible decisions for the benefit of the people of the Town of Victoria Park

**Trevor Vaughan
MAYOR**

**Anthony Vuleta
CHIEF EXECUTIVE OFFICER**